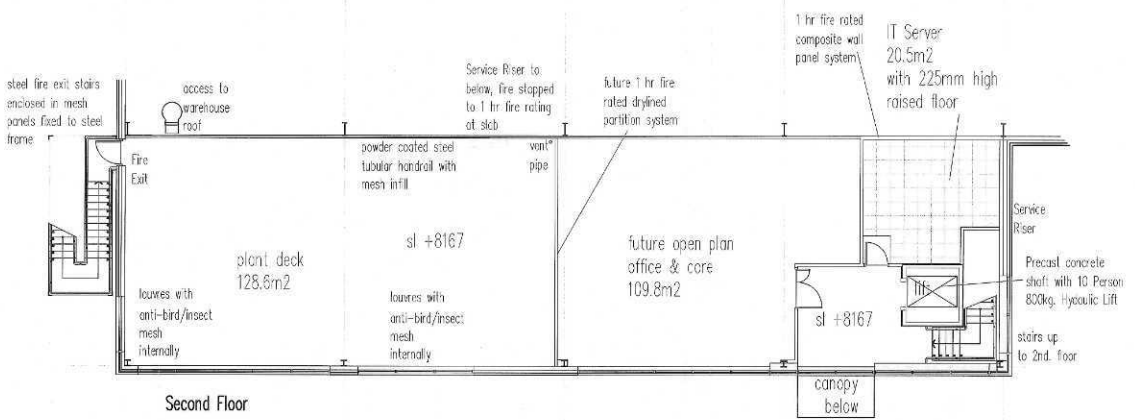
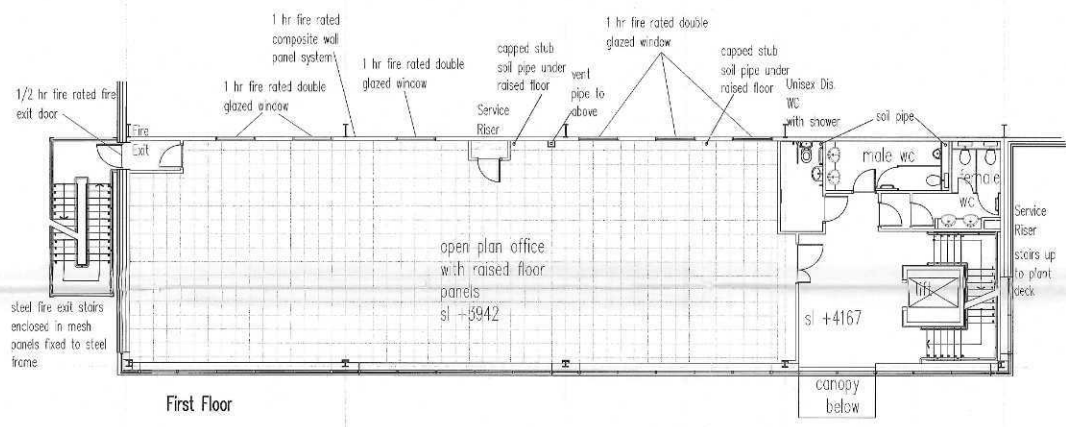
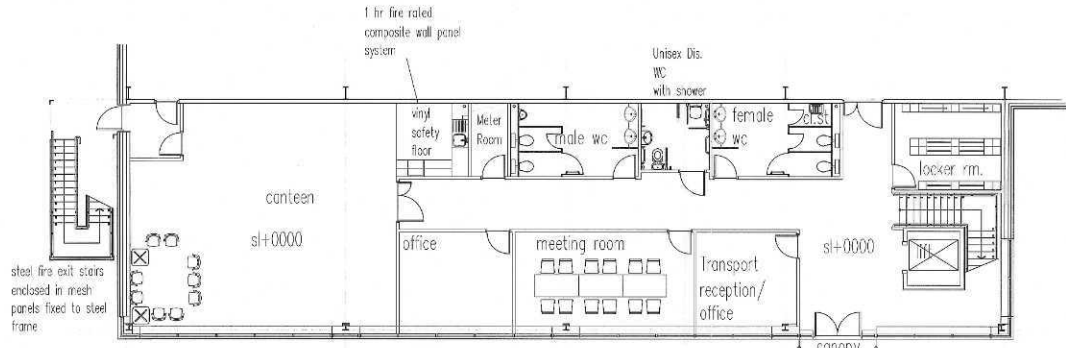


06/0656/REM



AMENDED PLAN



- Revisions:
- A c/w 17.02.05 Service riser & stairs to plant deck added
 - B c/w 20.02.06 Second floor added, stairs amended
 - C c/w 21.02.05 Ground floor arrangement revised to CW requirements
 - D c/w 24.02.06 General revisions to CW requirements
 - E c/w 12.02.06 Additional road added to bottom main stairs, toilets to first floor, road floor to second floor, IT room & additional second floor windows/doors added, floor slab levels added, lift shaft amended to suit Lift Source Ltd standard sizes



Stephen George & Partners
ARCHITECTS & PLANNERS

17C London Road
Leicester
LE2 7ND
Tel 0116 247 0567
Fax 0116 294 1085



PROJECT
CAMBRIDGE ROAD, BEDFORD
UNIT 'C'

DRAWING TITLE
GENERAL ARRANGEMENT
PROPOSED PLAN

DRAWING STATUS
PLANNING

CAD REF	DRAWN	TEAM
7025_001	CWa	CW
DATE	SCALE	
14.02.06	1:100	
PROJECT NO	DRAWING NO	REVISION
7025_001	P004	E