

Former Haulage Yard and "High Walls Bungalow" at Great Elm Frome BA11 3NZ

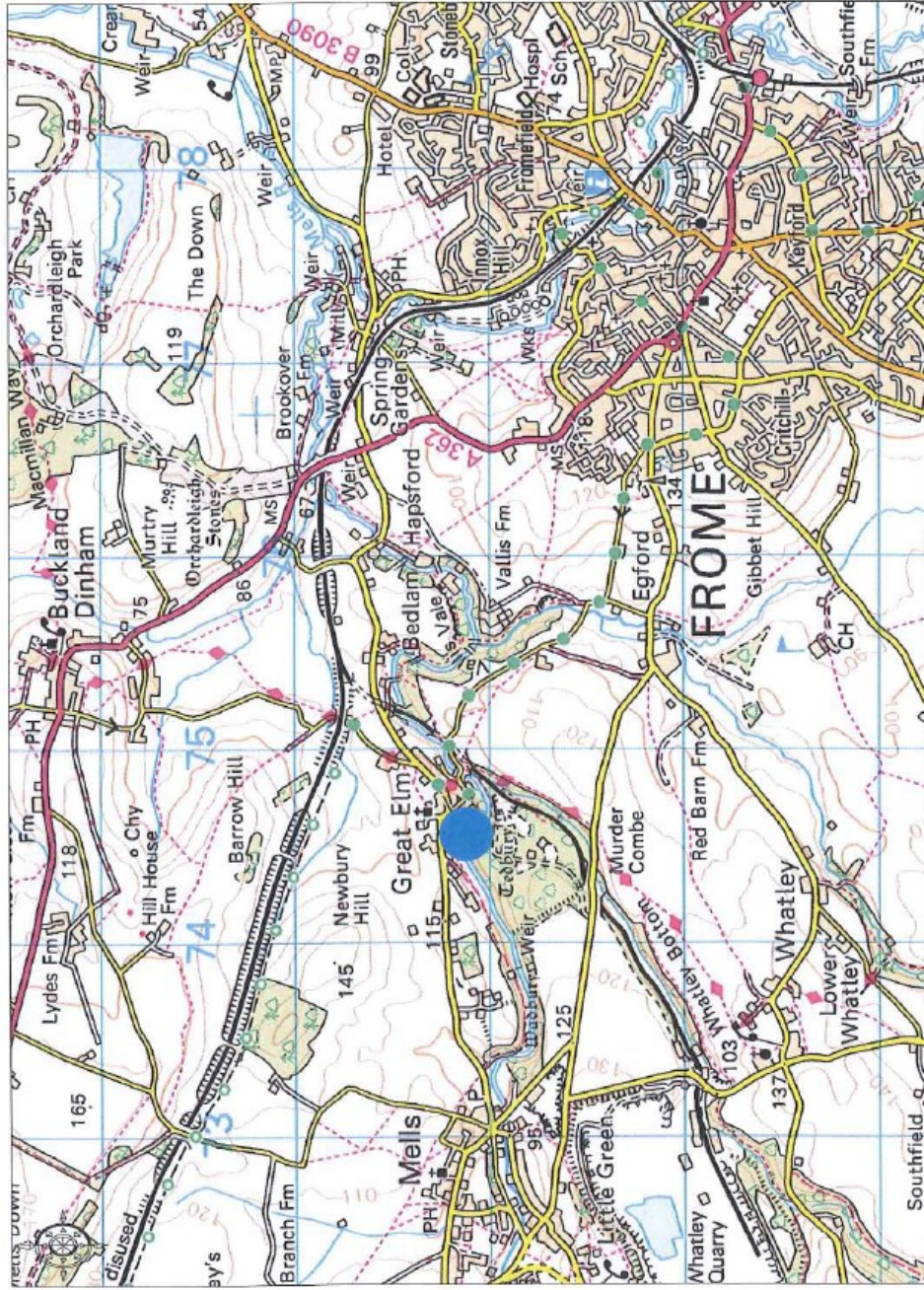


Ordnance Survey © Crown Copyright 2013. All rights reserved. License number 100020432. Pithead Scale - 1:11250



Plan for identification only

Former haulage yard and "High Walls" bungalow Great Elm



Ordnance Survey © Crown Copyright 2013. All rights reserved. License number 100023472. Printed Scale - 1:25000



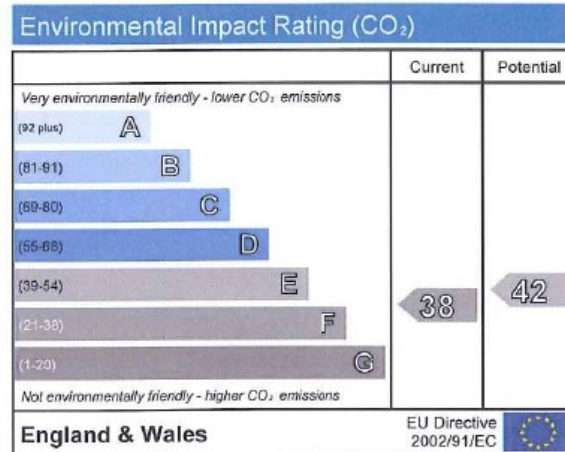
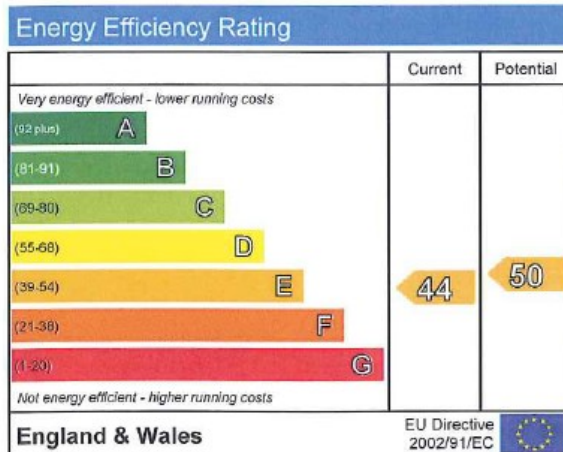
Energy Performance Certificate



High Walls
Great Elm
FROME
Somerset
BA11 3NZ

Dwelling type: Detached bungalow
Date of assessment: 02 December 2008
Date of certificate: 02 December 2008
Reference number: 9356-2852-6025-0108-6685
Total floor area: 125 m²

This home's performance is rated in terms of the energy use per square metre of floor area, energy efficiency based on fuel costs and environmental impact based on carbon dioxide (CO₂) emissions.



The energy efficiency rating is a measure of the overall efficiency of a home. The higher the rating the more energy efficient the home is and the lower the fuel bills are likely to be.

The environmental impact rating is a measure of a home's impact on the environment in terms of carbon dioxide (CO₂) emissions. The higher the rating the less impact it has on the environment.

Estimated energy use, carbon dioxide (CO₂) emissions and fuel costs of this home

	Current	Potential
Energy use	334 kWh/m ² per year	298 kWh/m ² per year
Carbon dioxide emissions	8.7 tonnes per year	7.8 tonnes per year
Lighting	£85 per year	£57 per year
Heating	£982 per year	£880 per year
Hot water	£170 per year	£161 per year

Based on standardised assumptions about occupancy, heating patterns and geographical location, the above table provides an indication of how much it will cost to provide lighting, heating and hot water to this home. The fuel costs only take into account the cost of fuel and not any associated service, maintenance or safety inspection. This certificate has been provided for comparative purposes only and enables one home to be compared with another. Always check the date the certificate was issued, because fuel prices can increase over time and energy saving recommendations will evolve.

To see how this home can achieve its potential rating please see the recommended measures.



The address and energy rating of the dwelling in this EPC may be given to EST to provide information on financial help for improving its energy performance.

For advice on how to take action and to find out about offers available to help make your home more energy efficient call 0800 512 012 or visit www.energysavingtrust.org.uk/myhome