



**UNIT 5 AVAILABLE
SPRING 2019**

CENTRAL M40 BANBURY

M40 / J11 | OX16 4XD

INDICATIVE CGI

PHASE 3 UNDER CONSTRUCTION

BUILDING 5
333,000 SQ FT (30,936 SQ M)

SPECIFICATION

Warehouse & external areas

- 15m clear internal height
- 30 dock levellers
- 4 level access doors
- 50m yard depth
- 205 car parking spaces
- 42 HGV parking spaces
- 15% roof lights
- 80kN/m2 floor loading
- Power 1 MVA
- High quality landscaped environment
- Secure gated and fenced yard

First floor offices

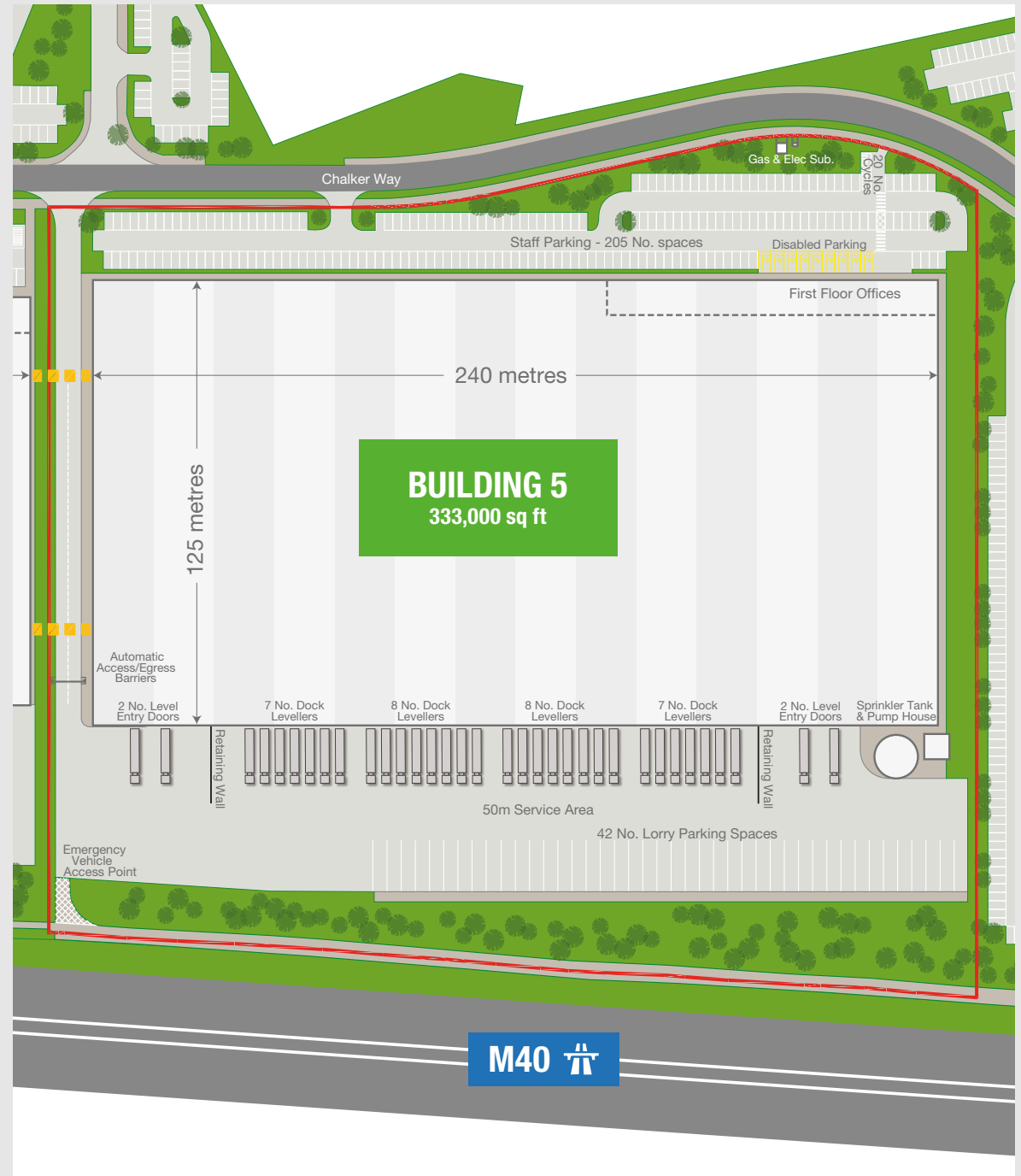
- Double height atrium reception
- PIR controlled energy efficient lighting
- Heavy duty raised access floor
- Metal pan ceiling tiles
- Air conditioning
- Fitted kitchenette

Sustainability

- BREEAM 'Very Good'
- EPC rating - A

ACCOMMODATION

Warehouse	323,00 sq ft	30,007 sq m
Offices	10,000 sq ft	929 sq
TOTAL	333,000 SQ FT	30,936 SQ M



**OPPORTUNITY TO
COMBINE UNITS 5 & 6**



M40 SOUTH

M40 NORTH

**HIGH QUALITY DESIGN
NOW AVAILABLE**

FITTED KITCHENETTE



DOUBLE HEIGHT FEATURE RECEPTION



LARGE INTERNAL WAREHOUSE



HIGH QUALITY OPEN PLAN OFFICE SPACE



CONCRETE YARD

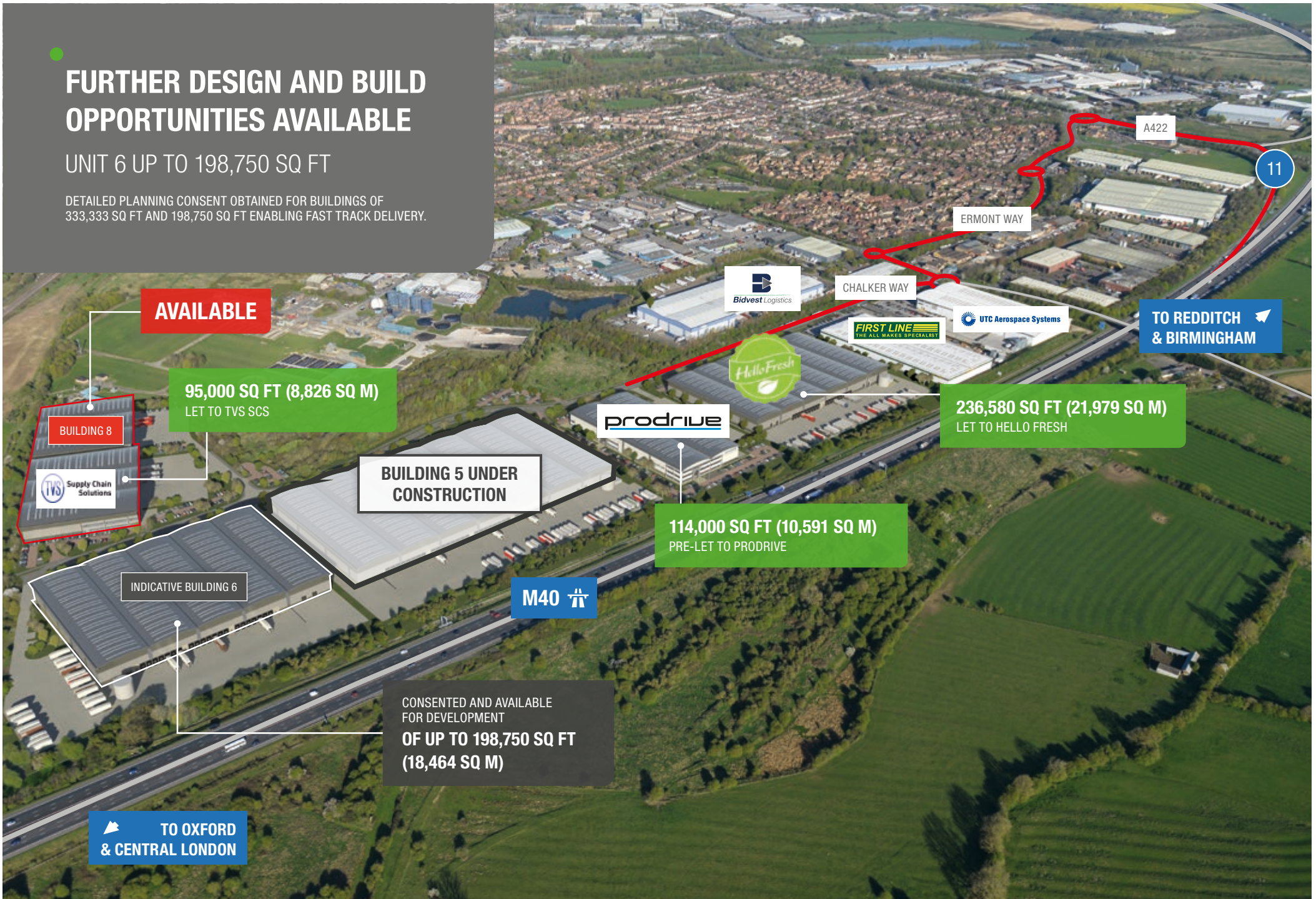


concrete service yards - 50m

FURTHER DESIGN AND BUILD OPPORTUNITIES AVAILABLE

UNIT 6 UP TO 198,750 SQ FT

DETAILED PLANNING CONSENT OBTAINED FOR BUILDINGS OF 333,333 SQ FT AND 198,750 SQ FT ENABLING FAST TRACK DELIVERY.



AVAILABLE

BUILDING 8
TVS Supply Chain Solutions

95,000 SQ FT (8,826 SQ M)
LET TO TVS SCS

BUILDING 5 UNDER CONSTRUCTION

114,000 SQ FT (10,591 SQ M)
PRE-LET TO PRODRIVE

236,580 SQ FT (21,979 SQ M)
LET TO HELLO FRESH

CONSENTED AND AVAILABLE FOR DEVELOPMENT
OF UP TO 198,750 SQ FT (18,464 SQ M)

TO OXFORD & CENTRAL LONDON

TO REDDITCH & BIRMINGHAM

Bidvest Logistics

Hello Fresh

FIRST LINE
THE ALL MAKES SPECIALIST

UTC Aerospace Systems

CHALKER WAY

ERMONT WAY

A422

11

M40

LOCAL OCCUPIERS



DELIVERABILITY

- Detailed planning consent for 1,051,300 sq ft of industrial warehouse accommodation
- Phase 1 complete, comprising 236,580 sq ft let to Hello Fresh and a 114,000 sq ft pre-let building to Prodrive
- Phase 2 complete, with 95,000 sq ft let to TVS SCS
- Infrastructure in place for further development
- Fully funded by the British Airways Pension Fund

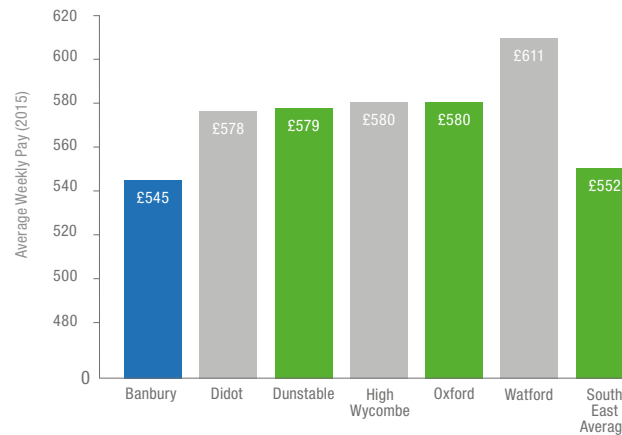
LOCATION

- Central M40 provides fast access to the M40 motorway (within 1 mile)
- The site lies between Birmingham (44 miles) and London (78 miles), providing links with the East Midlands, West Midlands and London / South East markets
- 75% of the UK population can be reached within 4 hours HGV drive time

AFFORDABLE LABOUR SUPPLY

The average weekly pay for a full time worker in Banbury is less than other comparable South East locations.

This equates to an average saving of £3,432 per employee per annum in comparison with Watford, and would therefore show an annual saving of £343,200 per 100 employees.



Source: Nomis 2015

11% OF THE CHERWELL EMPLOYEES ARE IN THE MANUFACTURING SECTOR AS OPPOSED TO THE UK AVERAGE OF 6.2%

SUSTAINABILITY

db symmetry adopt a holistic approach to creating energy efficient buildings, sensitive to the climate and environment.

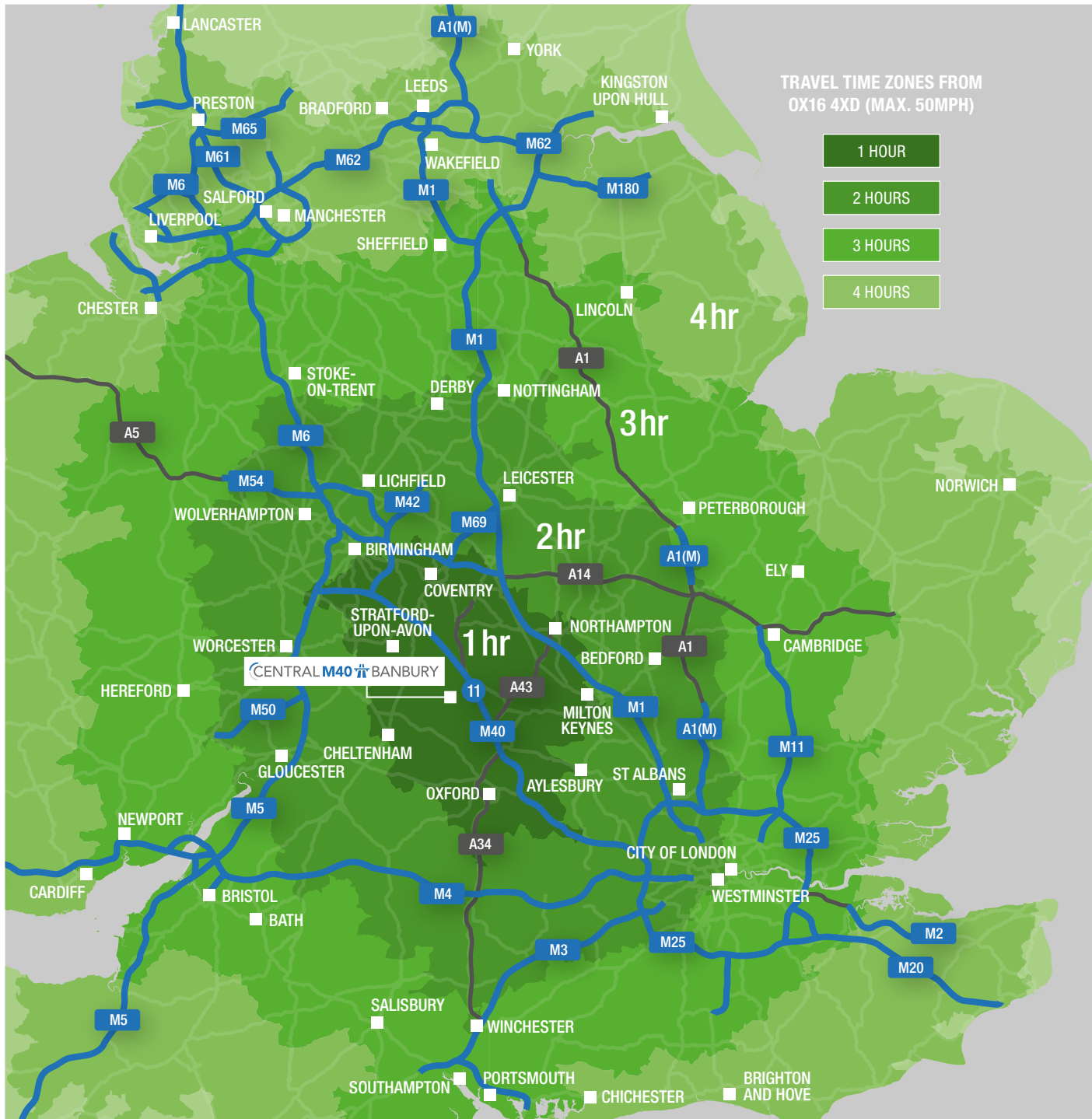
We believe that the approach to sustainable development must be tailored for every project to meet the needs of the client and the project stakeholders. Buildings can therefore be tailored to specific occupier requirements to achieve high BREEAM ratings and Energy Performance Certificates.

db symmetry

Created in 1996 db symmetry has evolved to become one of the leading independent privately owned commercial property development companies in the United Kingdom.

Our experienced development team has been involved in some of the most dynamic and successful speculative and client led development schemes throughout the United Kingdom. With an existing portfolio of both 'ready to go' consented land and a significant strategic land bank, we have the expertise, the sites and the in-house funding to deliver high quality buildings for our customers.

For more information about db symmetry, visit www.dbsymmetry.com



TRAVEL TIME ZONES FROM
OX16 4XD (MAX. 50MPH)

- 1 HOUR
- 2 HOURS
- 3 HOURS
- 4 HOURS

ROAD AND RAIL LINKS

M40 Junction 11	1 mile
Banbury Rail Station	1 mile
Daventry International Freight Terminal	24 miles
M1 Junction 15a	27 miles
M42 Junction 3a	30 miles
Central Birmingham	44 miles
M25 Junction 16	57 miles
Central London	78 miles

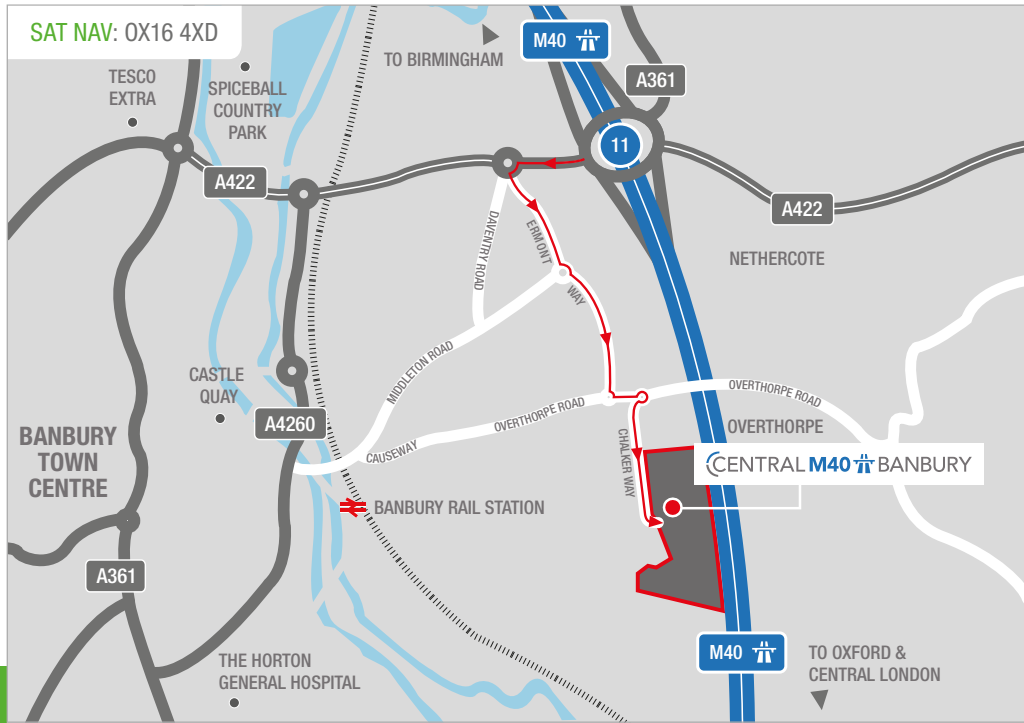
AIRPORTS

Birmingham International	40 miles
London Luton	63 miles
London Heathrow	66 miles
East Midlands	74 miles
London Stansted	100 miles
London Gatwick	103 miles

SEAPORTS

Southampton	98 miles
London Gateway	110 miles
Avonmouth	116 miles
Felixstowe	151 miles

Source: AA route planner.



TERMS

Flexible letting terms available on request.
Please contact the joint sole agents for further details.

PLANNING

Detailed planning consent for B2 and B8 use.

FURTHER INFORMATION

James Harrison
james.harrison@burbagerealty.co.uk
Cameron Mitchell
cameron.mitchell@burbagerealty.co.uk

William Abbott
william.abbott@cbre.com
Matthew Jones
matthew.r.jones@cbre.com

Len Rosso
len.rosso@colliers.com
Simon Norton
simon.norton@colliers.com

020 7344 6730
0121 265 7500
www.colliers.com/uk/industrial

www.centralM40.co.uk

Misrepresentation Act 1967. The particulars are not to be considered a formal offer, they are for information only and give a general idea of the property. They are not to be taken as forming any part of a resulting contract nor be relied upon as statements or representations of fact. Whilst every care is taken in their preparation no liability can be accepted for their accuracy. Intending purchasers must satisfy themselves by personal inspection or otherwise as to the correctness of these particulars which are issued on the understanding that all negotiations are conducted through White Commercial or CBRE. September 2018.