




GREENFORD UB6 0AZ

GREENFORD PARK

AVAILABILITY

15		TOTAL	3,254 sq ft 302 sq m	Available	<ul style="list-style-type: none">• 1 electric loading door• 3 phase power• 1 disabled WC• Minimum 6m clear height rising to 8m• Parking to the front of property• EPC rating: E – 119*
16		TOTAL	3,316 sq ft 308 sq m	Available	<ul style="list-style-type: none">• 1 electric loading door• 3 phase power• 1 disabled WC• Minimum 6m clear height rising to 8m• Parking to the front of property• EPC rating: E – 119*
15 & 16		TOTAL	6,570 sq ft 610 sq m	Available	<ul style="list-style-type: none">• 2 electric loading doors• 3 phase power• Warehouse WCs• Minimum 6m clear height rising to 8m• Parking to the front of property• EPC rating: E – 119*

All areas are approximate and measured on a Gross External basis.

*EPC for units 15 & 16 is a combined rating.

For more information, email enquiries.greenford@SEGRO.com or call our retained agents:



James Miller
Katy Kenealy
020 3151 3528



Luca Nardini
Jody Smith
020 3151 3554



Patrick Rosso
Isa Naeem
01895 770240

The content of this document is believed to be correct at the date of publication, however the Company and its retained agents, accept no responsibility or liability for (or make any representation, statement or expression of opinion or warranty, express or implied, with respect to), the accuracy or completeness of the content of this document. If you would like to unsubscribe from future mailings, please contact marcomms@SEGRO.com. 06/21.



[SEGRO.com/parkgreenford](https://www.segro.com/parkgreenford)

SEGRO

GREENFORD UB6 0AZ

GREENFORD PARK

AVAILABILITY

9		Warehouse First Floor Offices TOTAL	12,069 sq ft 1,400 sq ft 13,469 sq ft 1,251 sq m	Available	<ul style="list-style-type: none">• 8m clear eaves height• 170 kVA power• 40kN/m² floor loading• 1 platform lift• 2 level access loading doors• Ground floor reception• WC at both ground and first floor• EPC rating available upon request
27		Warehouse Office TOTAL	3,715 sq ft 280 sq ft 3,995 sq ft 371 sq m	Available	<ul style="list-style-type: none">• Refurbished• 6m clear eaves height• 30kN/m² floor loading• 2 car parking spaces• EPC rating: A – 20

All areas are approximate and measured on a Gross External basis.

For more information, email enquiries.greenford@SEGRO.com or call our retained agents:



James Miller
Katy Kenealy
020 3151 3528



Luca Nardini
Jody Smith
020 3151 3554



Patrick Rosso
Isa Naeem
01895 770240

The content of this document is believed to be correct at the date of publication, however the Company and its retained agents, accept no responsibility or liability for (or make any representation, statement or expression of opinion or warranty, express or implied, with respect to), the accuracy or completeness of the content of this document. If you would like to unsubscribe from future mailings, please contact marcomms@SEGRO.com. 06/21.

[SEGRO.com/parkgreenford](https://www.segro.com/parkgreenford)

SEGRO