

QUEENSFERRY ONE

500

The **BIGGEST** space in Scotland

queensferryone.com/500



Available for occupation within 2 years

[Download the brochure](#)



Queensferry One

To Let/May Sell

EXCEPTIONAL NEW DISTRIBUTION BUILDINGS
TO BE PROVIDED ON A BUILD TO SUIT BASIS
23,226 sqm (250,000 sqft) to 46,551 sqm (500,000 sqft)

King Malcolm Drive, Queensferry One, Rosyth, Fife KY11 2DY

CBRE

Joint venture with Scarborough
Group International
and JW Muir Group PLC



Scarborough Muir
Group Ltd



Introduction

On behalf of Scarborough Muir Group we are pleased to offer on a build to suit basis, the chance for an occupier to acquire the largest new build warehousing opportunity currently available in Scotland.

Providing up to 500,000 sq ft of accommodation and situated one minute drive from the Queensferry Crossing M90 motorway, this development is ideally situated to serve the main Scottish cities of Edinburgh, Glasgow, Dundee and Aberdeen. Furthermore, there is immediate access to the Port of Rosyth with connections to Europe and beyond.

Additional smaller buildings could be made available for distribution or indeed manufacturing use starting from 4,645 sqm (50,000 sqft).

Location

Situated alongside Junction 1 of the M90 motorway in Central Scotland the property is ideally situated to service the main cities in Scotland and also direct motorway access to the south.

Q1 500 is part of the Queensferry One development which in turn is situated alongside the Port of Rosyth.

South West Fife already has an existing highly skilled workforce with local training and research facilities available. Fife College and a further 8 universities are within one hour's drive providing valuable support to local, national and international businesses in the region. Fife is also one of the most desirable areas in Scotland to live with many local coastal villages and attractions located in Dunfermline, East Neuk of Fife, St. Andrews and the City of Edinburgh all within one hour's drive.



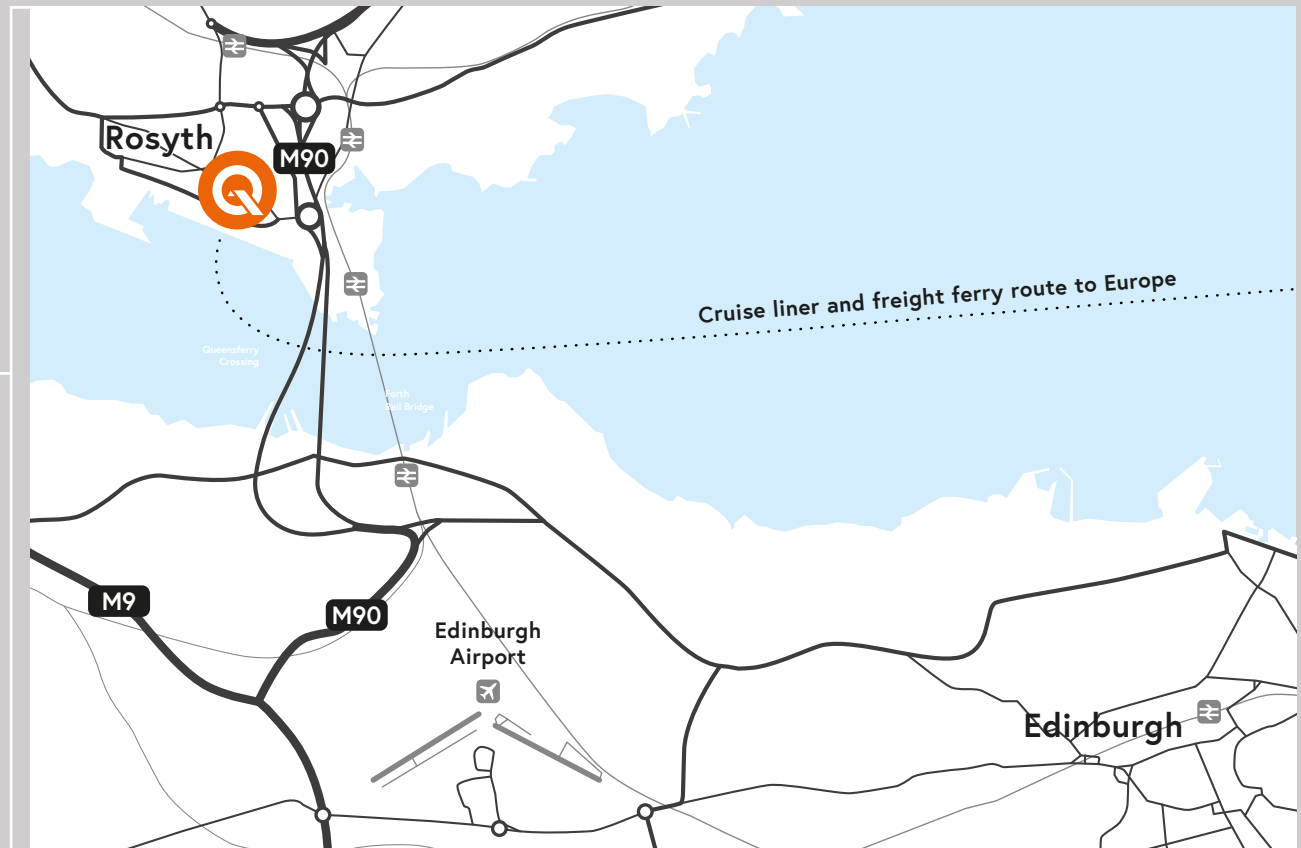
National Travel Times

Destination	Distance	Journey
Port of Cairnryan	130 miles	2 hours 10 mins
Newcastle	140 miles	2 hours 20 mins
Port of Hull	200 miles	3 hours 20 mins
Manchester	250 miles	4 hours 10 mins
Port of Liverpool	250 miles	4 hours 10 mins
Birmingham	320 miles	5 hours 20 mins
London	430 miles	7 hours 10 mins

Note: travel times are based on HGV drive times.

Local Travel Times

Destination	Road	Rail	Distance
Queensferry Crossing	2 mins	-	1 mile
Dunfermline	15 mins	8 mins	4 miles
Edinburgh Airport	15 mins	20 mins	12 miles
Edinburgh	25 mins	20 mins	13 miles
Glasgow	45 mins	1 hr 15 mins	46 miles
Dundee	45 mins	52 mins	50 miles
Aberdeen	2 hrs	2 hrs 10 mins	110 miles





Key facts



Workforce

2.25 million people of working age live within an hour's drive of Queensferry One. Many local residents work in engineering, technical, administrative, skilled trade and service jobs.



Economy

73% of local residents are economically active, compared to the average for Scotland (69%).



Innovation

Currently home to world-leading marine, energy, defence engineering and manufacturing businesses, Queensferry One will complement a thriving commercial hub as a cutting-edge work environment.



Investment

Fife is one of six local authorities that make up the Edinburgh and South Scotland City Region Deal - a mechanism for accelerating growth via government investment with an ambition to secure £1.1bn of funding over the next 5 years. The deal will generate over £5bn worth of Gross Value Add over the same period.



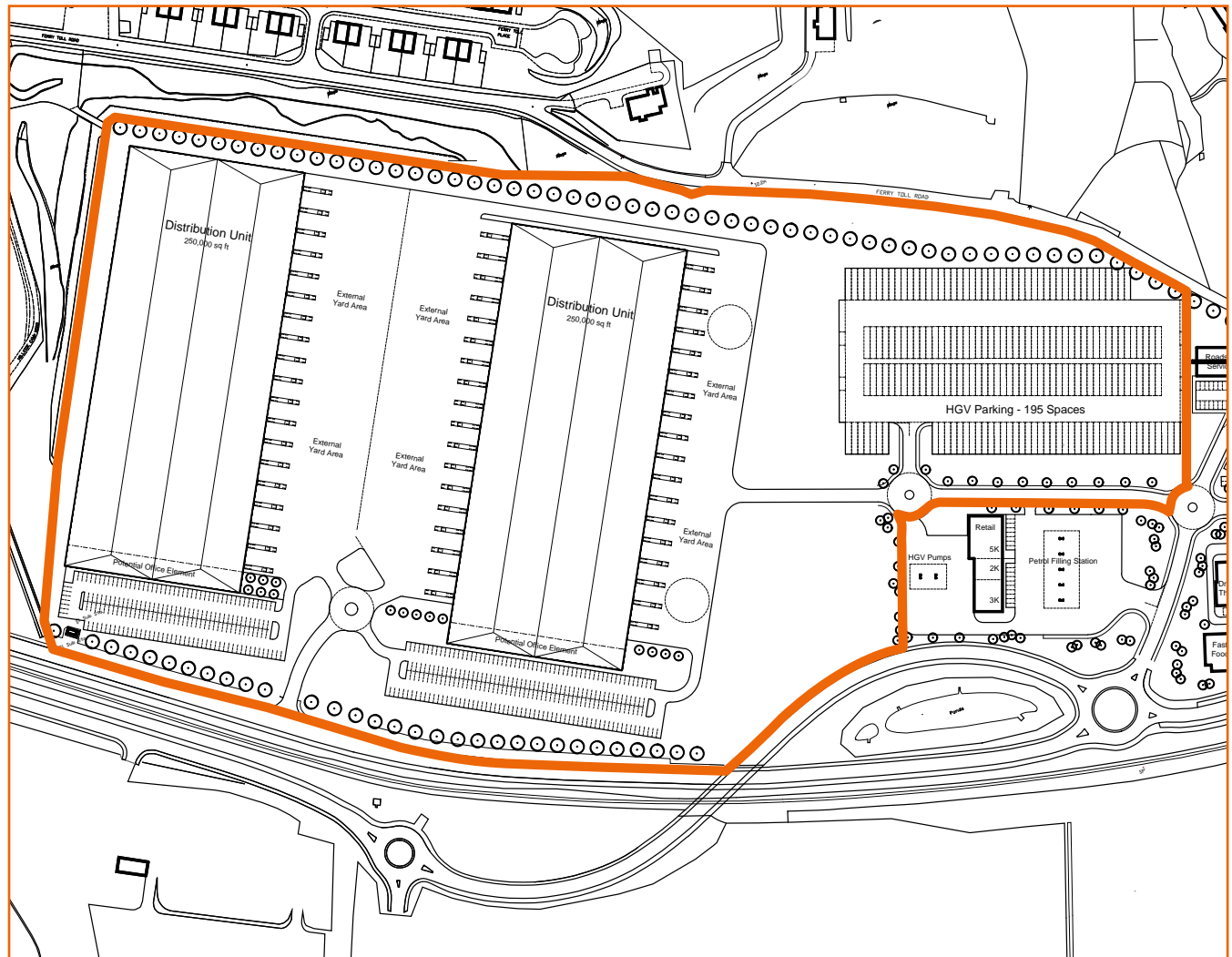
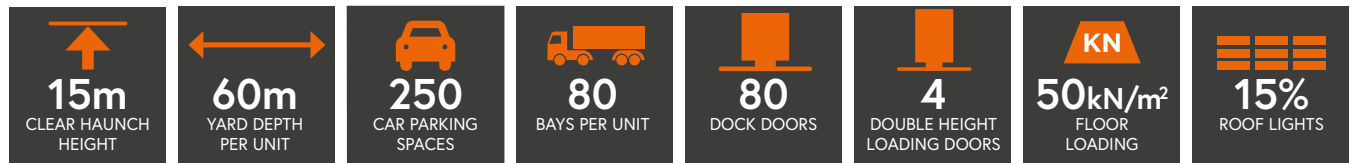
Education

Fife is home to The University of St Andrews which delivers over 1000 educational and training courses with over 26,000 students. Eight other leading universities are within an hour's drive of Fife, offering a wide skill base across all disciplines.

Specification

- Eaves height: 15 metres clear to haunch
- Office content; 10,000 sq ft ground floor only
- Yard depth: 60 metres per unit
- 250 car parking spaces
- HGV parking – 80 bays provided for each unit, included in existing yard and circulation space
- Up to 80 dock loading doors. 4 double height loading doors and 4 level loading doors for each unit
- Floor loading capacity 50kN/m²
- 15% roof lights & roof capable of supporting PV panels
- Cladding specification meets Chilled Store requirements
- Gate house
- BREEAM Excellent & EPC 'A' rating
- 3 MVA Electricity Supply
- Suitable gas, water and telecoms supplies
- LED lighting internal and external
- Electric car charging points

The proposed specification can be adapted to accommodate an incoming occupiers requirements.





INDICATIVE INTERNAL VIEW

EPC

This can be provided when the final specification of the building is agreed.

TERMS

Full repairing and insuring leases are available. Contact the agents for further details.

queensferryone.com

Particulars: These particulars are not an offer of contract, nor part of one. You should not rely on statements in the particulars or by word of mouth or in writing ("information") as being factually accurate about the property, its condition or its value. The agents have no authority to make representations about the property, and accordingly any information given is entirely without responsibility on the part of the agents, seller(s) or lessor(s). Photos etc: The photographs show only certain parts of the property as they appeared at the time they were taken. Areas, measurements and distances given are approximate only. Regulations etc: Any reference to alterations to, or use of, any part of the property does not mean that any necessary planning, building regulations or other consent has been obtained. A buyer or lessee must find out by inspection or in other ways that these matters have been properly dealt with and that all information is correct. VAT: The VAT position relating to the property may change without notice. August 2021.

For further information about this development
please contact the agents below:



Lewis Pentland
Associate Director
+44 7748 704 734
lewis.pentland@colliers.com



Craig Semple
Associate Director
+44 7795 641 892
Craig.Semple@cbre.com

Joint venture with Scarborough Group
International and JW Muir Group PLC



Scarborough Muir
Group Ltd