



**T H E**

**S T A**

**G E .**

**E C 2**

**S H O R E D I T C H**



**RETAIL, RESTAURANT AND LEISURE UNITS TO LET**





# WELCOME TO THE STAGE

The Stage development is led by Cain International in joint venture with McCourt, Vanke, Galliard Homes and The Estate Office. The Stage comprises a mixed-use development framed around the remains of the Shakespearian Curtain Play House theatre dating back to the 1570s – host to the premiere of *Henry V* and performances of *Romeo and Juliet*.














The 2.3 acre site in Shoreditch, London will comprise a 540,000 sq ft residential and office led mixed-use development, including retail/ restaurant/ leisure spaces along with a Shakespearian visitor experience.

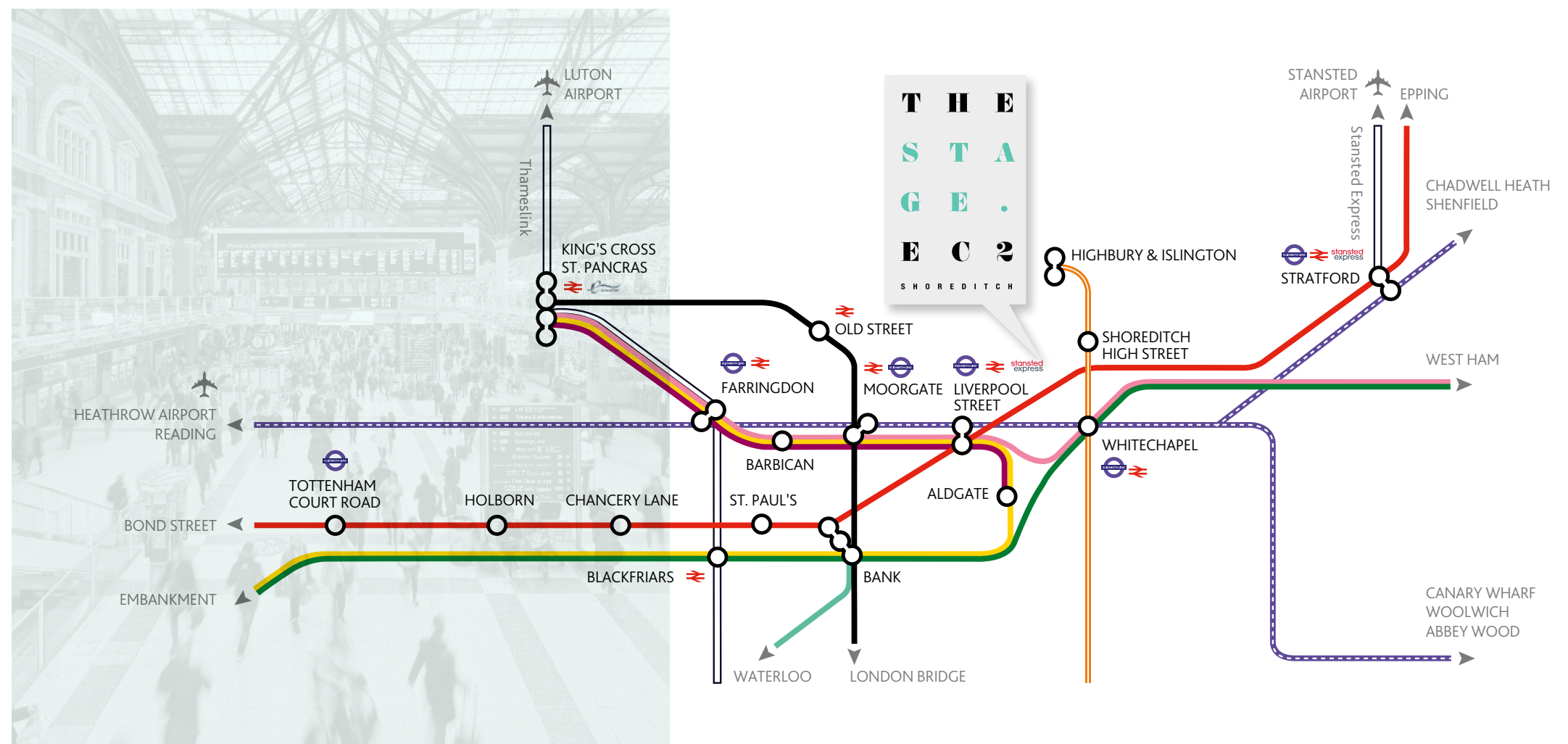
- 60,000 SQFT + OF RETAIL & LEISURE SPACE, MADE UP OF: 16 RETAIL & F&B UNITS (FROM 1,250 SQFT TO 9,000 SQFT) INCLUDING A VICTORIAN VIADUCT;
- A PAVILION PROVIDING 9,000 SQFT NET OF RESTAURANT / LEISURE SPACE PLUS A SPECTACULAR ROOF TERRACE;
- AN ORIGINAL SHAKESPEARIAN THEATRE / VISITOR ATTRACTION OF OVER 20,000 SQFT.
- 412 UNIT RESIDENTIAL TOWER ARRANGED OVER 40 STOREYS.
- 2 OFFICE BUILDINGS TOTALLING 215,000 SQFT WITH 150,000 SQFT PRE-LET TO WEWORK.
- SET WITHIN SUBSTANTIAL PUBLIC REALM OF 1.2 ACRES.

# TRANSPORT & TRAVEL TIMES

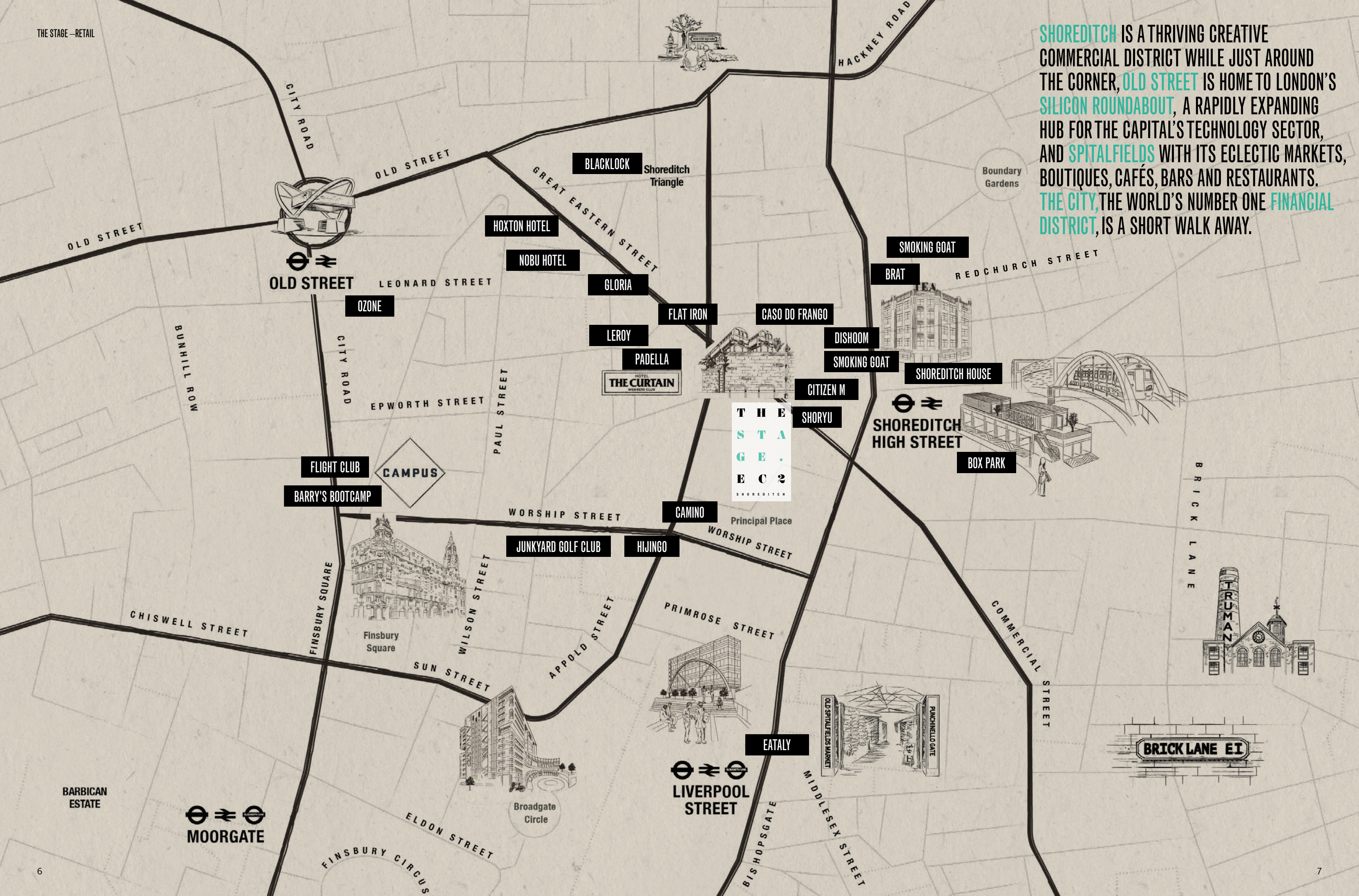
**EXTENSIVE TRANSPORT CONNECTIONS PROVIDE EASY ACCESS TO KEY CENTRAL LONDON DESTINATIONS AND FURTHER AFIELD TO THE REST OF THE UK AND OVERSEAS BY RAIL AND AIR.**

Liverpool Street Station with its annual footfall of 120m persons is just six minutes' walk, providing access to mainline rail and four underground services, as well as the Elizabeth Line, when it becomes fully operational. Further overground line services are available just two minutes' walk away at Shoreditch High Street Station.

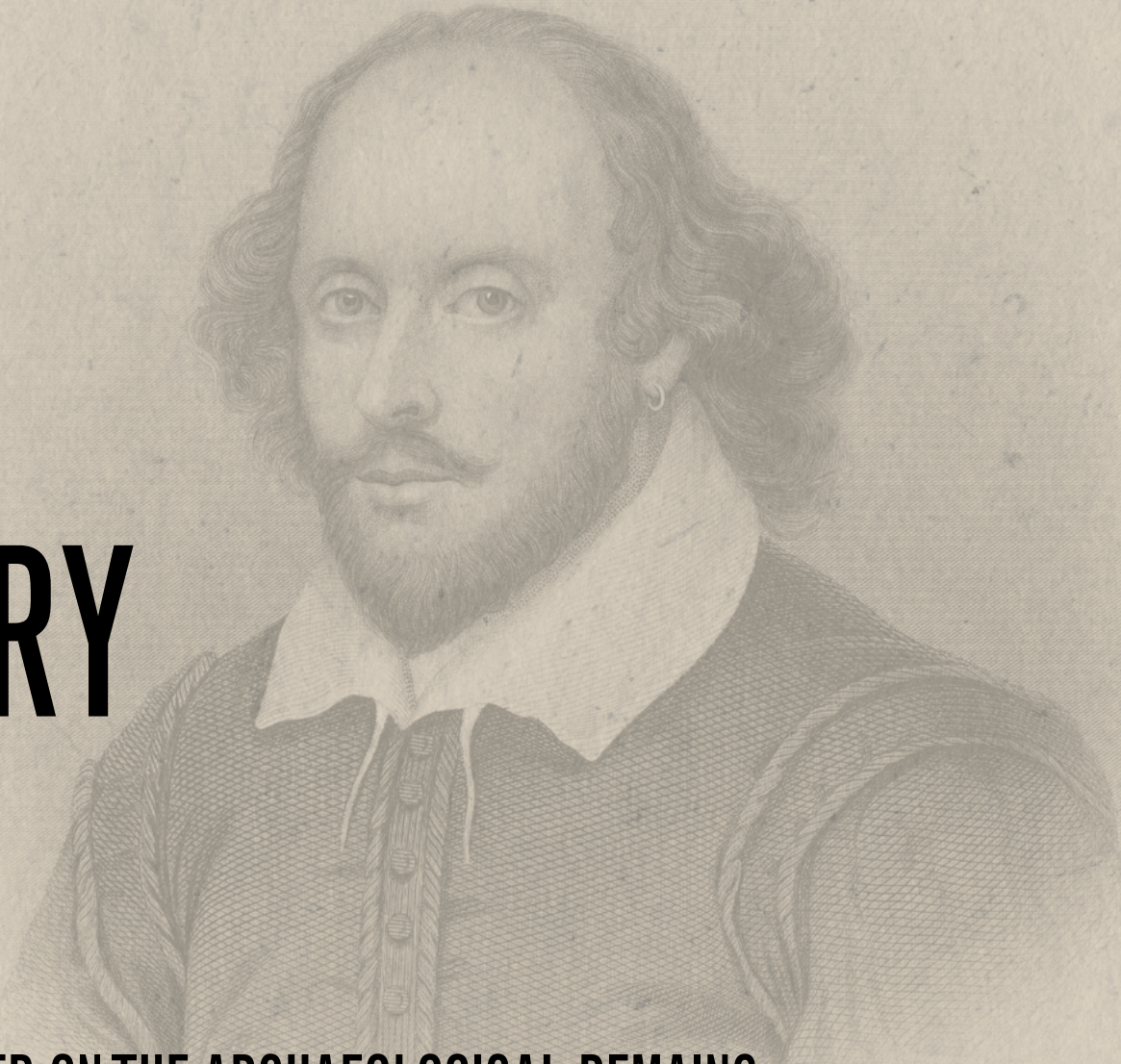
STATION	DISTANCE	SERVICES
SHOREDITCH HIGH ST 	 2 MINS WALK	LONDON OVERGROUND SERVICES
LIVERPOOL ST   	 6 MINS WALK	CENTRAL, HAMMERSMITH & CITY, CIRCLE AND METROPOLITAN UNDERGROUND, LONDON OVERGROUND, MAINLINE RAIL SERVICES AND THE ELIZABETH LINE
OLD ST  	 8 MINS WALK	NORTHERN, UNDERGROUND AND MAINLINE RAIL SERVICES
MOORGATE   	 12 MINS WALK	NORTHERN, HAMMERSMITH & CITY, CIRCLE AND METROPOLITAN UNDERGROUND, MAINLINE RAIL SERVICES AND THE ELIZABETH LINE



SHOREDITCH IS A THRIVING CREATIVE COMMERCIAL DISTRICT WHILE JUST AROUND THE CORNER, OLD STREET IS HOME TO LONDON'S SILICON ROUNDABOUT, A RAPIDLY EXPANDING HUB FOR THE CAPITAL'S TECHNOLOGY SECTOR, AND SPITALFIELDS WITH ITS ECLECTIC MARKETS, BOUTIQUES, CAFÉS, BARS AND RESTAURANTS. THE CITY, THE WORLD'S NUMBER ONE FINANCIAL DISTRICT, IS A SHORT WALK AWAY.



# THE HISTORY



THE STAGE IS SITED ON THE ARCHAEOLOGICAL REMAINS OF **SHAKESPEARE'S CURTAIN THEATRE**. THESE ARE NOW BEING PRESERVED AND THE SITE DEVELOPED TO CREATE A **WORLD-CLASS HERITAGE CENTRE**, A TESTIMONY TO THE REBIRTH OF THIS LOCATION AS A PLACE TO LIVE, CREATE AND COMMUNICATE.

The Curtain Theatre was one of London's earliest Shakespearian theatres, pre-dating The Globe. At this venue, the Bard's memorable tragedy, *Henry V*, was premiered and other famous plays including *Romeo and Juliet* were performed. The remains of the theatre, which date back to at least 1577, were discovered below the surface of the site and will be preserved at the heart of the development, which will also include a heritage centre and other public spaces.



The Piazza and Heritage Centre



The Hewett – WeWork



Over an acre of public open space

**CREATING OVER AN ACRE OF PUBLIC SPACE WITH ELEVATED LANDSCAPED GARDENS**, ARTS LOVERS WILL FLOCK TO THE SITE OF THE RECENTLY DISCOVERED CURTAIN THEATRE, ONE OF LONDON'S EARLIEST SHAKESPEARIAN THEATRES, A NEW CULTURAL LANDMARK FOR LONDON.

THE STAGE WILL BE A VIBRANT AND STIMULATING NEIGHBOURHOOD, ARRANGED AROUND FOUR OUTSTANDING NEW BUILDINGS AND A DRAMATIC NEW PUBLIC ARENA.

**T H E**  
**S T A**  
**G E .**  
**E C 2**  
SHOREDITCH

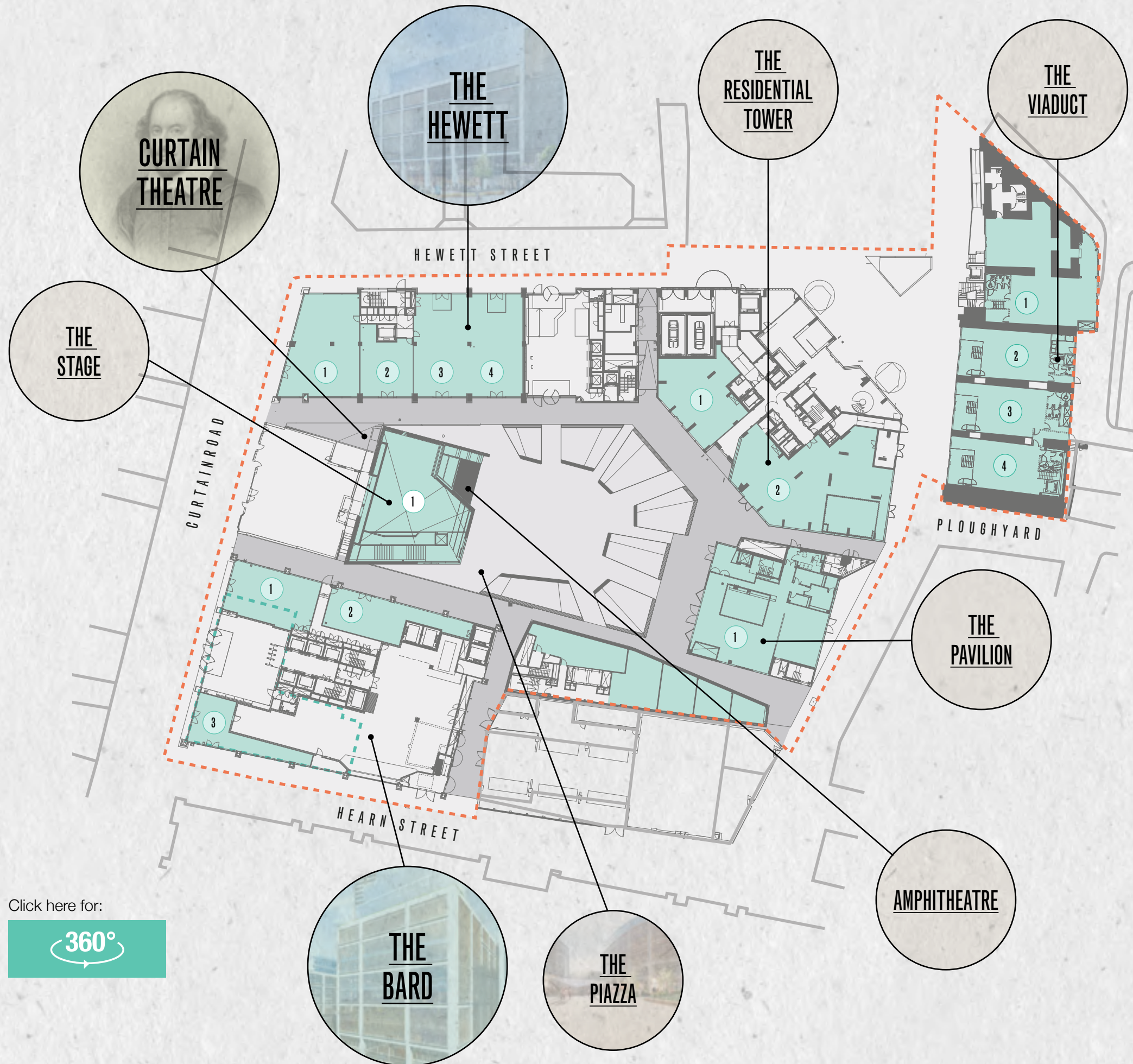


## THE STAGE

- 1 The Stage Residential Tower – 412 units
- 2 The Hewett Office Building – pre-let to WeWork
- 3 The Bard Office Building – 75,000 sq ft pre-let to WeWork
- 4 Shipping Containers – retail/F&B
- 5 The Pavilion Building – restaurant/leisure
- 6 The Viaduct Building – retail
- 7 The Shakesperian Visitor Attraction – below grade

## LOCATION

- A Tea Building – Shoreditch House
- B Citizen M Hotel
- C The Goodyard – 10-acre mixed-use scheme approved
- D Spitalfields – Allen and Overy Headquarters / Brick Lane
- E Principal Place – Amazon European Headquarters. 630,000 sq ft, 15-storey office building.
- F Broadgate Estate – Liverpool Street Station/Crossrail



Click here for:



THE RESIDENTIAL TOWER	RETAIL NIA (SQ FT)	OUTDOOR RETAIL SPACE (SQ FT)	USE
Unit 1	1,625	-	A1-A2
Unit 2	3,929	-	A1-A2

THE BARD BUILDING			
Unit 1	1,356	TBC	A1-A4
Unit 2	1,227	TBC	A1-A4
Unit 3	915	TBC	A1-A4/D2
Unit 3 - Basement	3,886	-	A1-A4/D2

THE HEWETT BUILDING			
Unit 1	2,024	TBC	A1-A4
Unit 2	947	TBC	A1-A4
Unit 3	1,604	TBC	A1-A4
Unit 4	1,604	TBC	A1-A4

THE PAVILION BUILDING			
Ground	3,563	-	A1-A4
First	3,552	-	A1-A4
Roof Terrace	517	2,475	A1-A4

THE VIADUCT BUILDING			
Roof Pavilion	1,244	TBC	A1-A2
Unit 1	3,364	TBC	A1-A2
Unit 2	1,619	TBC	A1-A2
Unit 3	1,634	TBC	A1-A2
Unit 4	1,566	TBC	A1-A2

THE STAGE			
Ground - Lobby	226	N	TBC
Basement Event Space	18,960	N	TBC
Basement Front of House	6,146	N	TBC



Over an acre of public open space

The Piazza and Heritage Centre



The Hewett – WeWork





# PROFESSIONAL TEAM

## DEVELOPERS AND OWNERS



## PROFESSIONAL TEAM

Architect:  
**PERKINS + WILL**

Structural Engineer:  
**WALSH**

Mechanical and Electrical Engineer:  
**HURLEY PALMER FLATT**

Project Manager / Employers Agent:  
**GARDINER & THEOBALD**

Landscape Architect:  
**TOWNSHEND**

Contractor:  
**CJ O'SHEA**

# CONTACT



**MATT ASHMAN**  
MATT.ASHMAN@CUSHWAKE.COM  
+44 7793 808495

**THEA JENNINGS**  
THEA.JENNINGS@CUSHWAKE.COM  
+44 7802 655889



**HARRIET GIDNEY**  
HARRIET@CFCCOMMERCIAL.CO.UK  
+44 7795 277762

**ANNABEL MAGNAY**  
ANNABEL@CFCCOMMERCIAL.CO.UK  
+44 20 3370 4334

MISREPRESENTATION ACT 1967 & PROPERTY MISDESCRIPTIONS ACT 1991 Cushman & Wakefield LLP their clients and any joint agents give notice that: (i) these particulars do not form any part of any offer or contract and must not be relied upon as statements or representation of fact. (ii) No person in the employment of the agent(s) has any authority to make or give any representation or warranty whatever in relation to this property. (iii) Floor areas, measurements or distances given are approximate. Unless otherwise stated, any rents or outgoings quoted are exclusive of VAT. (iv) Any descriptions given of the property cannot be taken to imply, it is in good repair, has all necessary consents, is free of contamination, or that the services and facilities are in working order. Interested parties are advised to carry out their own investigations as requested. Publication Date: May 2021 Regulated by the Royal Institution of Chartered Surveyors.

Brochure designed and produced by SAENTYS +44 (0)20 7404 8717 | info@saentys.com | www.saentys.com





THESTAGESHOREDITCH.COM