

UNDER OFFER



TO LET

UNIT 3A LONDON BRENTWOOD COMMERCIAL PARK

52,710 sq ft industrial / distribution unit

CM13 3LS | M25 J29 | londonbrentwoodcp.com

SPACE FOR OPPORTUNITY



London Brentwood Commercial Park



Bedford 50



Fronting the junction of the A128/A127 at East Horndon, London Brentwood Commercial Park offers highly accessible industrial and logistics space just three miles from the M25.

With the first development phase now complete, customers will benefit from a high quality commercial park environment with excellent transport links and a large local labour force.

Key benefits:



6.7MVA available



Fast access to Junction 29 of the M25



22 million consumers in a two-hour drivetime*



Targeting a BREEAM 'Excellent' specification

*Source: Esri & Michael Bauer Research, 2023















Bedford 50



MARKET-LEADING SPECIFICATION

52,710 SQ FT

The 52,710 sq ft unit combines highly-specified warehouse space with 3,640 sq ft of Grade A offices.

-  10m clear internal height
-  30m yard depth
-  4 level access doors
-  49 car parking spaces (including 4 accessible)
-  6 EV charging points
-  4 HGV parking spaces
-  30 cycle spaces
-  Solar PV system of 405kWp
-  500kVA of power (ability to significantly increase)
-  1Gbps diverse fibre
-  Grade A office space
-  Targeting BREEAM 'Excellent' and an A rated EPC

MASTERPLAN

- Warehouse space
- Office space

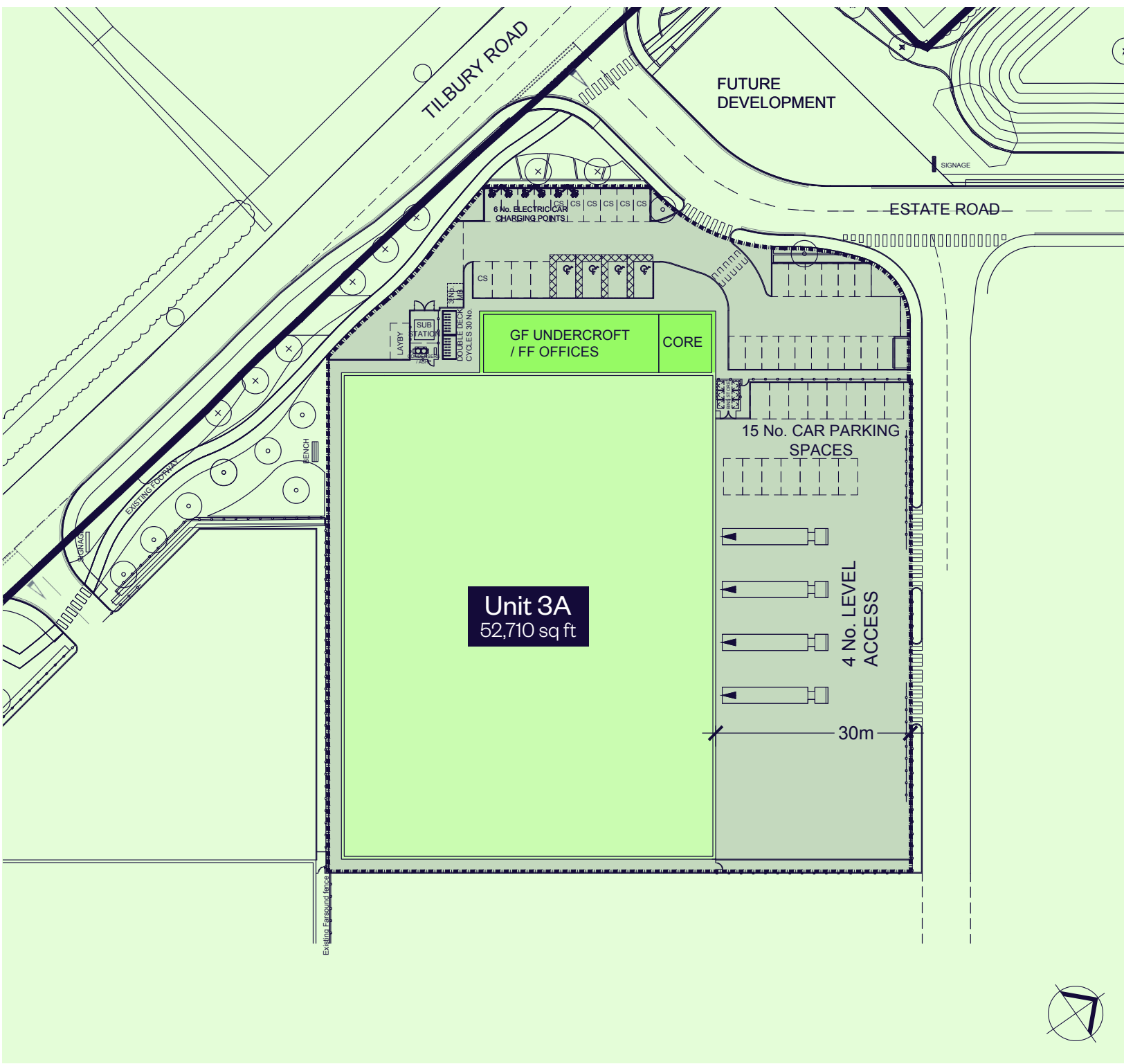


SITE PLAN

SCHEDULE OF ACCOMMODATION

Gross External Area

Unit 3A	sq ft	sq m
Warehouse	44,230	4,110
Undercroft	2,750	256
Ground floor core	890	83
First floor offices	3,640	339
Plant deck / storage	1,200	112
TOTAL	52,710	4,900

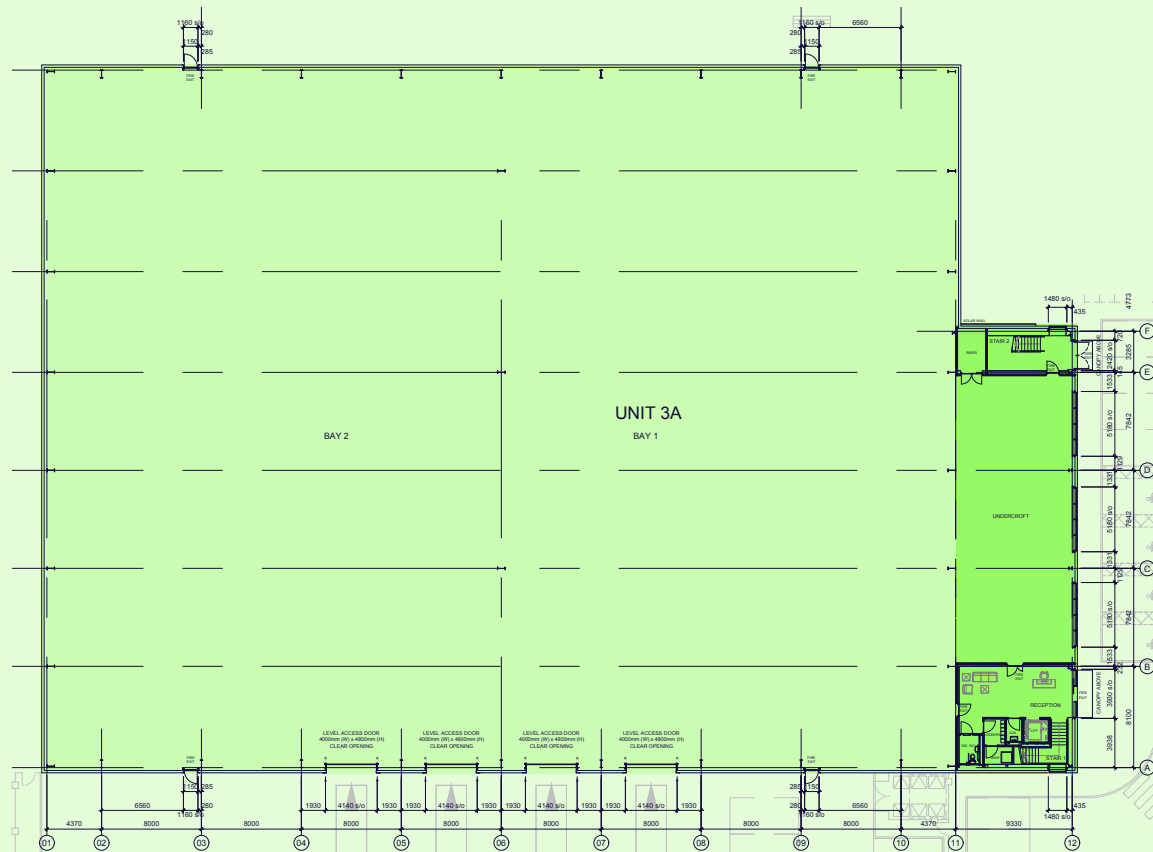


Warehouse space
 Office space

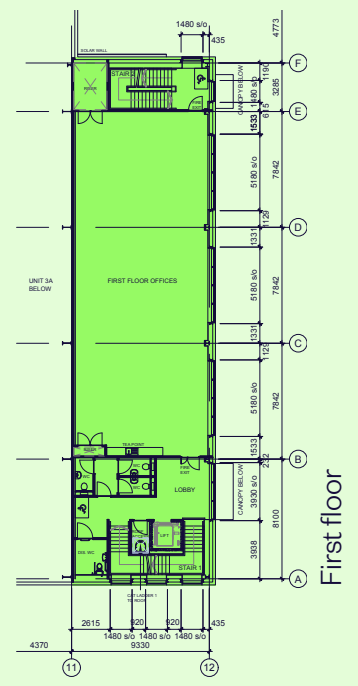


FLOOR PLANS

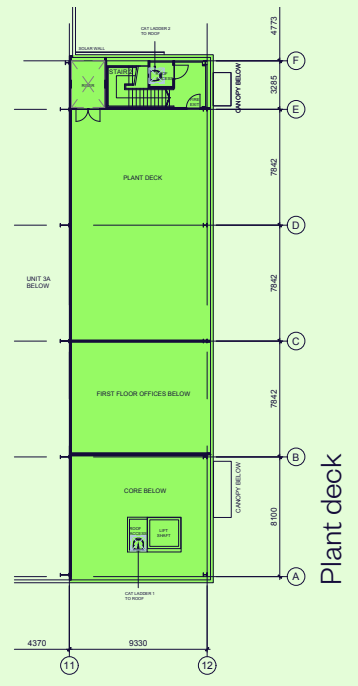
Our highly-specified units include reception areas flooded with natural light, Grade A office space and tea points for staff.



Ground floor



First floor



Plant deck

- Warehouse space
- Office space

AERIAL VIEW



Horndon Industrial Park

West Horndon

M25 (J29) - 3 miles ↑

A127

Farsound

A128

Unit 3A

Entrance

Phase 2

OMLog














Starbucks

Travelodge

The Halfway House Brentwood

SETTING A BENCHMARK FOR ESG

Our market-leading specification is designed to reduce energy use and lower carbon emissions, and includes some of the following features:


-  Carbon neutral cladding envelope
-  Full rooftop solar PV system
-  Air tightness far in excess of current building regulations
-  12% roof lights providing optimum natural light
-  Carbon neutral carpet tiles
-  Ceiling tiles with a high percentage of recycled content
-  Solar wall thermal heating
-  Solar thermal hot water
-  LED lighting to offices and external areas
-  Smart metering
-  Electric car charging points
-  Infrastructure for future electric vehicle fleets
-  Rainwater harvesting and water saving devices





INVESTING IN RENEWABLES


We are increasing our investment in on-site renewables as we work with our customers to deliver smart energy solutions.

With automation and increasing use of technology placing greater demands on energy usage, incorporating a 405kWp solar PV system provides an opportunity to benefit from low cost clean energy that can meet your operational needs.

 Realise significant energy cost savings over your property's lease term

 Reduce your operational carbon footprint

 Achieve greater cost certainty, minimising your exposure to grid energy price inflation

 Purchase your energy at a discount to market pricing

 Meet your corporate sustainability objectives, including ESG targets.

How does it work?

As building owner, Goodman funds, installs and operates the solar PV installation.

Goodman is responsible for the ongoing operation and maintenance of the proposed system over the lifetime of the lease. Ongoing system monitoring will also be provided, giving customers full visibility of data and access to real-time performance information.



LOCATION

Situated three miles from the M25, the park provides easy access to world-class multimodal infrastructure, combined with excellent connectivity to UK, European and global markets.

Logistics and distribution businesses can benefit from proximity to the major East Coast sea ports, including Felixstowe, Dover, London Gateway, Port of London, Tilbury, Harwich and The Channel Tunnel, six port-side rail freight terminals and fast access to the M1, A1(M), M11 and M2.

ROAD

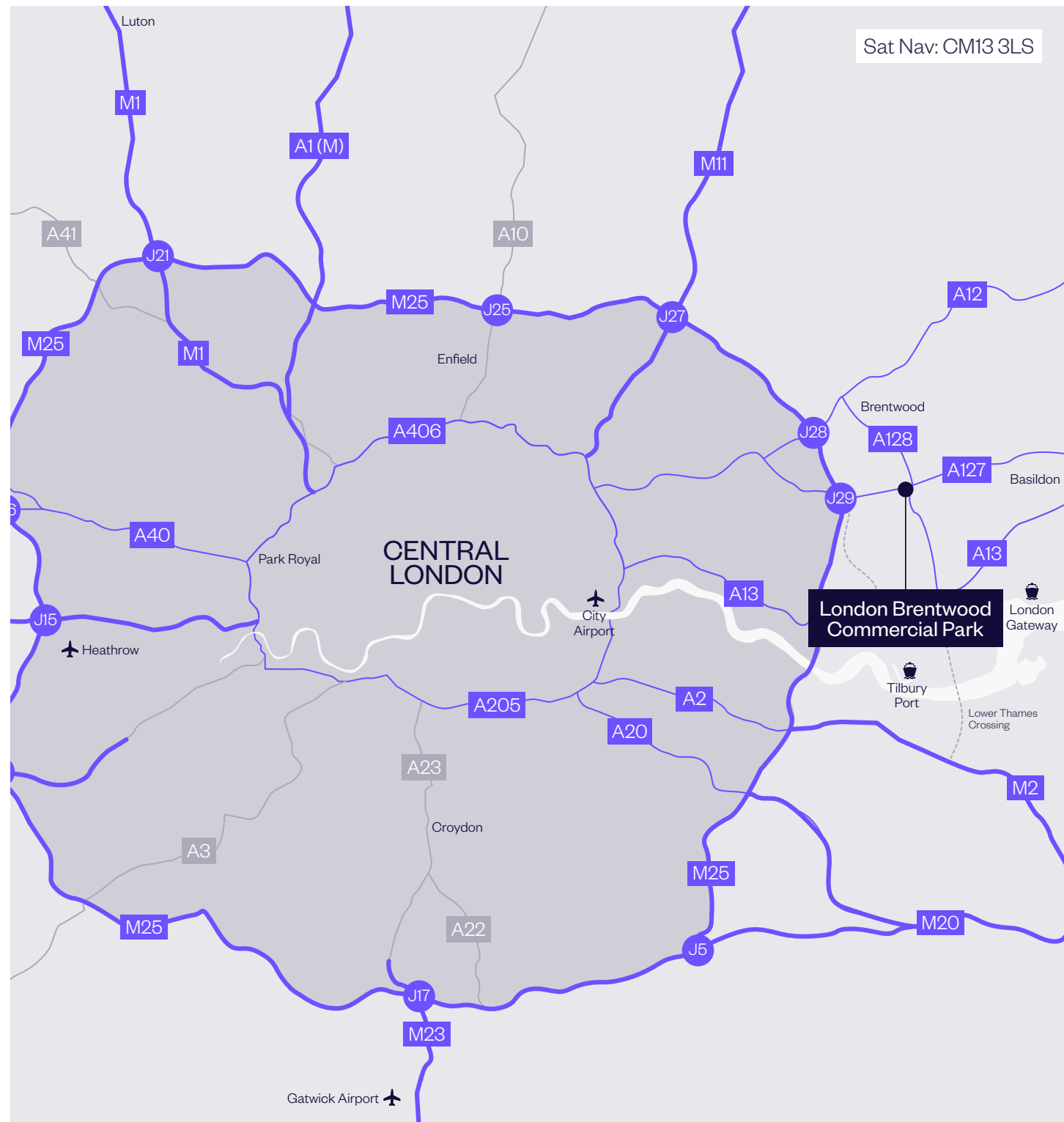
M25 (J29)	3 miles
A13	6 miles
M25/A12	7 miles
Queen Elizabeth II Bridge	11 miles
M25/M11	15 miles
M25/M20	20 miles
Central London	26 miles
M25/M1	40 miles
Channel Tunnel	69 miles

AIRPORTS

London City Airport	22 miles
London Stansted Airport	30 mile
London Gatwick Airport	47 miles
London Heathrow Airport	62 mile

PORTS

London Gateway	9 miles
Port of Tilbury	11 miles
Harwich International Port	61 miles
Port of Felixstowe	71 miles
Port of Dover	76 miles



ACCESS

RAIL

West Horndon Railway Station is on the c2c mainline and offers direct services to London Fenchurch Street within 30 minutes. Located just over a mile from London Brentwood Commercial Park, the station is accessible by bus and only a seven-minute bike ride from the site. Brentwood Station is five miles away and provides new services on Crossrail's Elizabeth Line.

BUS

Bus service 565 serves the site, with routes between Brentwood, East and West Horndon, and Bulphan. The nearest bus stop is located at Dunton Hills Farm on the A128 (Tilbury Road), which can be accessed by a new footpath linking to the park.



CONTACT US



ENQUIRE NOW

George Glennie
Development Director
07500 331435
george.glennie@goodman.com

Chris Beamer
Development Surveyor
07500 779249
chris.beamer@goodman.com



Akhtar Alibhai
akhtar.alibhai@colliers.com
07909 684801

Tim Harding
tim.harding@colliers.com
07860 180328



Paul Mussi
paul.mussi@knightfrank.com
07836 287821

Tom Kennedy
tom.kennedy@knightfrank.com
07773 258584



Dominic Whitfield
dwhitfield@savills.com
07870 555936

Harry Stoneham
harry.stoneham@savills.com
07870 999263

0203 426 0800 | londonbrentwoodcp.com | uk.goodman.com

This document has been prepared by Goodman Logistics Developments (UK) Limited (registered in England with company number 3921188) ("Goodman") for general information purposes only. Whilst every care has been taken in relation to its accuracy, no warranty of accuracy is given or implied. Images used in this document have been included for the purposes of enabling you to visualise the development concepts. Further, you should obtain your own independent advice before making any decisions about any of the properties referred to in this document. These particulars are believed to be correct at publication date (November 2023), but their accuracy is in no way guaranteed neither do they form part of any contract. All areas, distances and travel times are approximate.

