



WAKEFIELD HUB

J30, M62

WF3 4BY

**PRIME INDUSTRIAL & LOGISTICS  
WAREHOUSE OPPORTUNITIES**

UNITS FROM 105,206 - 402,195 SQ FT

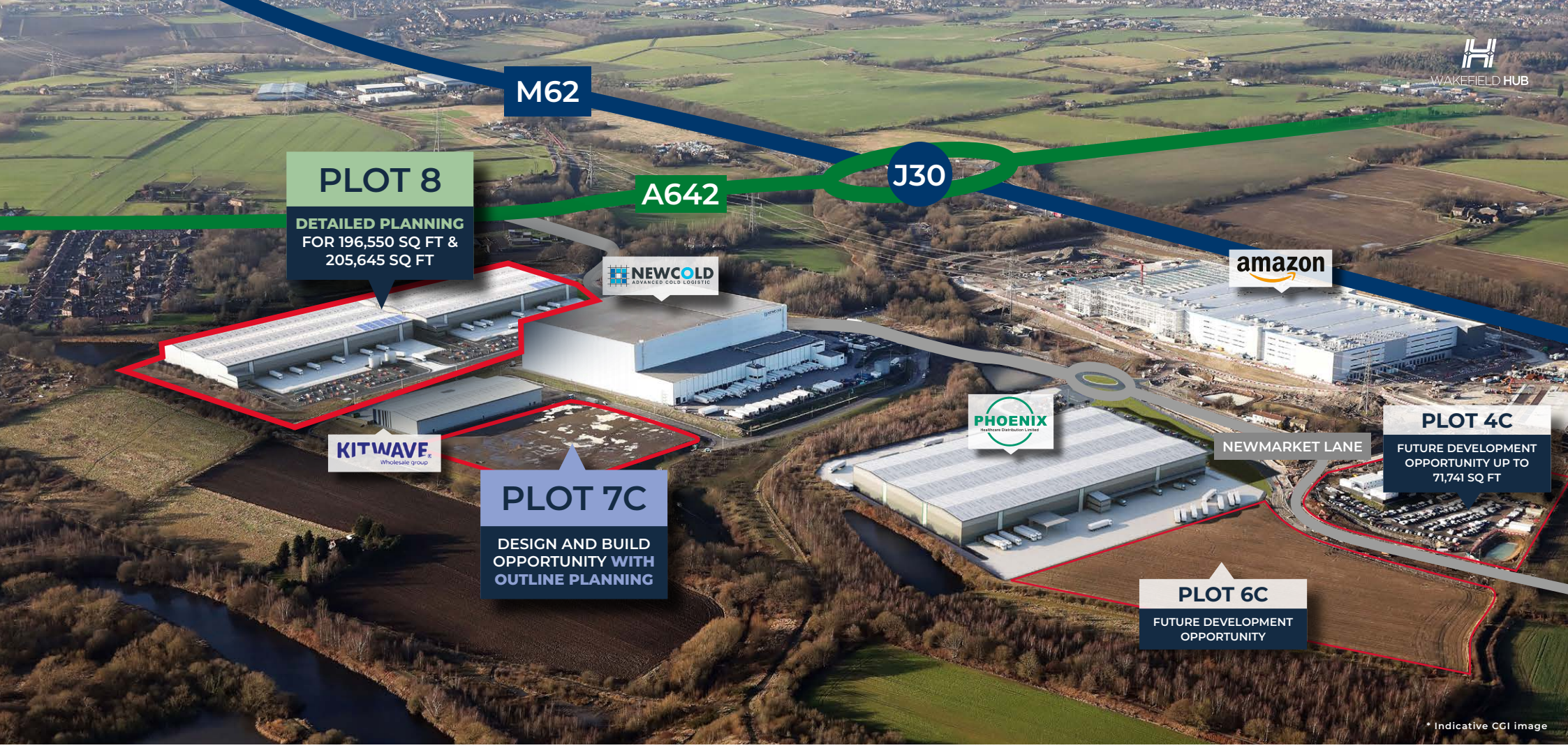
---

A DEVELOPMENT BY

**H B D**







M62

J30

A642

**PLOT 8**  
DETAILED PLANNING FOR 196,550 SQ FT & 205,645 SQ FT

**NEWCOLD**  
ADVANCED COLD LOGISTICS

**amazon**

**KITWAVE**  
Wholesale group

**PLOT 7C**  
DESIGN AND BUILD OPPORTUNITY WITH OUTLINE PLANNING

**PHOENIX**  
Hardware Distribution Centre

NEWMARKET LANE

**PLOT 4C**  
FUTURE DEVELOPMENT OPPORTUNITY UP TO 71,741 SQ FT

**PLOT 6C**  
FUTURE DEVELOPMENT OPPORTUNITY

\* Indicative CGI image

## DEMOGRAPHICS



WITHIN 4.5 HRS HGV DRIVE  
POPULATION  
**45.4M PEOPLE**



WORKING AGE POPULATION GROWTH  
**5% BY 2027**



WITHIN 30 MINS CAR DRIVE

POPULATION **2,050,000**  
WORKING AGE **1,325,000**  
UNEMPLOYED **75,000**  
ECONOMICALLY INACTIVE **463,000**

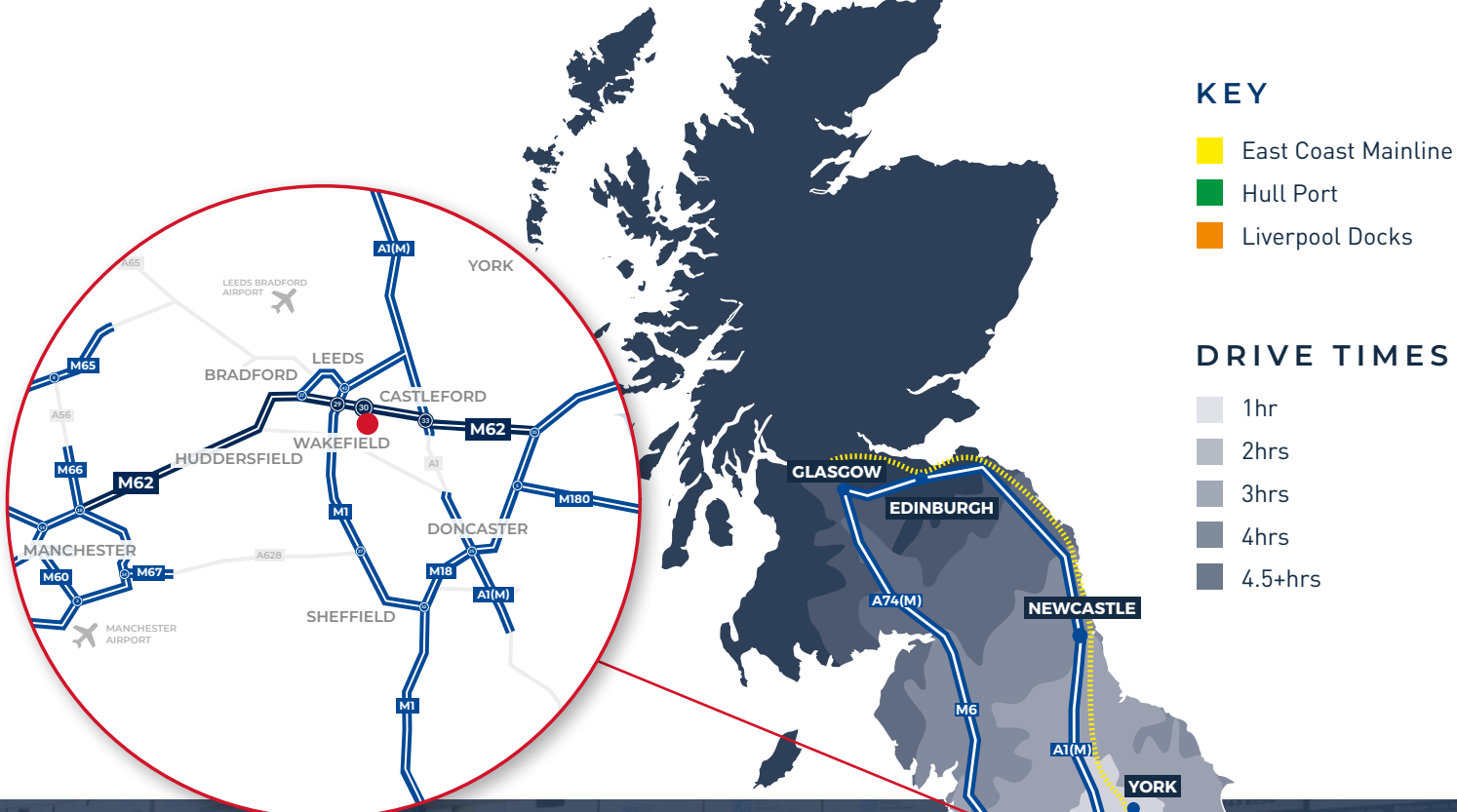


THE AVERAGE HOURLY RATE OF EARNINGS IN WAKEFIELD **14% LOWER** THAN THE NATIONAL AVERAGE



# LOCATION

Wakefield is one of the premier distribution locations in the North of England. It is located 9 miles south of Leeds, 25 miles north of Sheffield and 38 miles east of Manchester. Its strategic location near the intersection of the M1 and M62 motorways provides excellent access to the national motorway network and connects the major conurbations of Manchester and Leeds, as well as providing excellent access to the ports of Liverpool and Humberside.



 **WF3 4BY**

 **YACHT PROTECT TAKERS**

## DRIVE TIMES

DESTINATION	DISTANCE	TIME
Leeds	9.4 miles	16 mins
York	30.5 miles	42 mins
Sheffield	32 miles	45 mins
Manchester	46.5 miles	1hr 4 mins
Liverpool	75.9 miles	1hr 33 mins
Newcastle	104 miles	1hr 48 mins
Birmingham	115 miles	1hr 54 mins
London (Central)	189 miles	3hrs 18 mins

## PORTS

DESTINATION	DISTANCE	TIME
Hull Port	54.8 miles	59 mins
Liverpool Docks	76.3 miles	1hr 32 mins

## AIRPORTS

DESTINATION	DISTANCE	TIME
Leeds Bradford Airport	18 miles	38 mins
Manchester Airport	58.8 miles	1hr

## RAIL PORTS

DESTINATION	DISTANCE	TIME
Wakefield Europort	4.8 miles	8 mins
Stourton Freightliner Terminal	6.3 miles	11 mins
Doncaster International Railport	27.6 miles	36 mins



# PLOT 8

## PRIME INDUSTRIAL DEVELOPMENT OPPORTUNITY

- DETAILED PLANNING FOR TWO UNITS OF 196,550 SQ FT & 205,645 SQ FT
- 12 MONTH DELIVERY PERIOD

DETAILED PLANNING SECURED



\* Indicative CGI image



\* Indicative CGI image

SPECIFICATION



MINIMUM CLEAR WORKING HEIGHT OF 15M



YARD DEPTHS OF 50M



ELECTRIC CHARGING POINTS  
UNIT 1 - 34  
UNIT 2 - 32



1 MVA POWER SUPPLY TO EACH UNIT



18 DOCK LEVEL LOADING DOORS



CAR PARKING SPACES  
UNIT 1 - 168  
UNIT 2 - 159



HGV PARKING BAYS  
UNIT 1 - 20  
UNIT 2 - 24



50 KN/M<sup>2</sup> FLOOR LOADING



4 LEVEL ACCESS DOORS



8 ACCESSIBLE CAR PARKING BAYS



TARGET EPC 'A'



TWO STOREY OFFICES



TARGET BREEAM 'VERY GOOD'



# PLOT 8

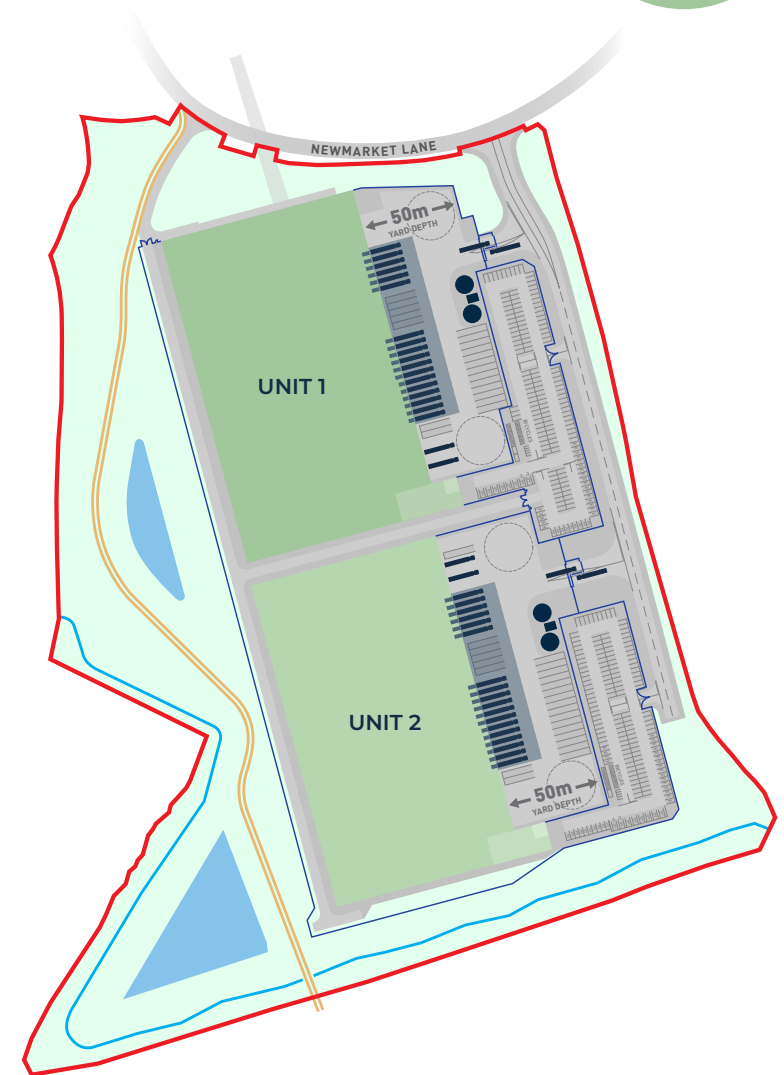
## ACCOMMODATION & SITE PLAN

**DETAILED  
PLANNING  
SECURED**

The units are to be constructed with the following approximate Gross Internal Areas (the 'Target GIA').

UNIT 1	SQ M	SQ FT
Warehouse	18,195.06	195,850
Ground Floor Office	455.04	4,898
First Floor Office	454.95	4,897
Total	19,105.05	205,645

UNIT 2	SQ M	SQ FT
Warehouse	17,390.06	187,185
Ground Floor Office	435.06	4,683
First Floor Office	434.97	4,682
Total	18,260.09	196,550



\* Indicative CGI image

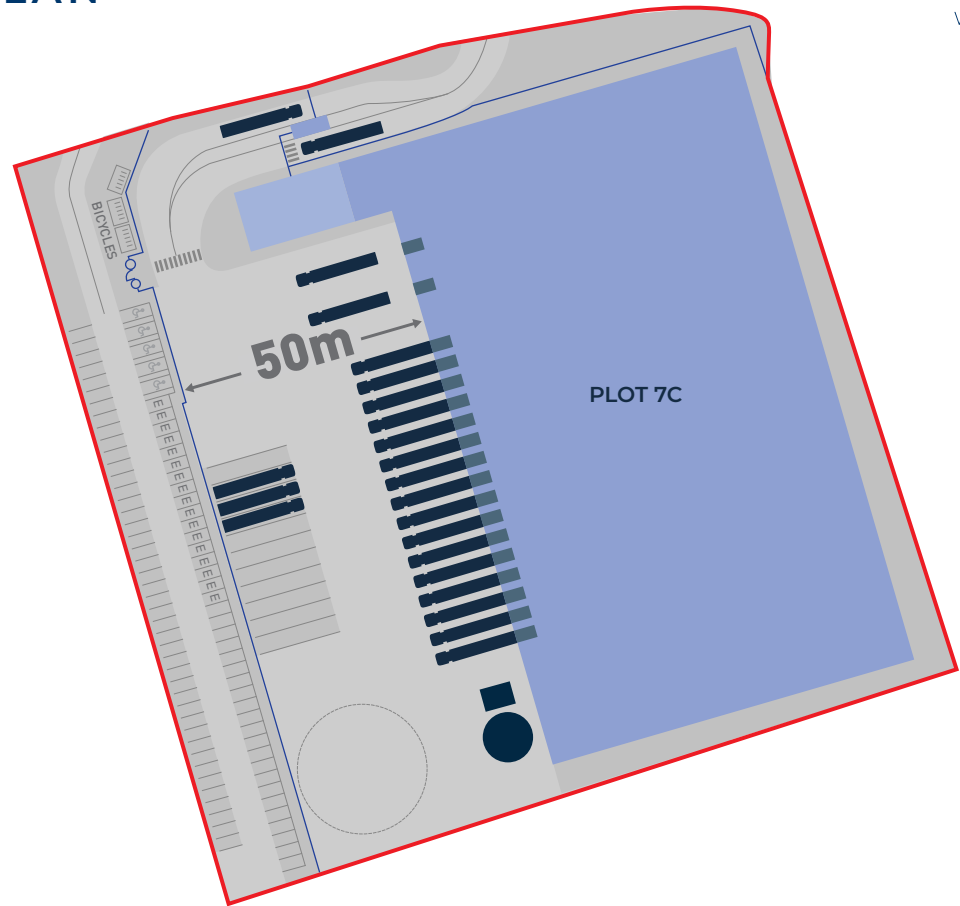


# PLOT 7C

## DESIGN & BUILD OPPORTUNITY

- OUTLINE PLANNING FOR UP TO 105,206 SQ FT
- OVEN READY SITE

# SITE PLAN




- UP TO 15M CLEAR WORKING HEIGHT
- 16 DOCK LEVEL LOADING DOORS
- 2 LEVEL ACCESS DOORS
- YARD DEPTH OF 50M
- 82 CAR PARKING SPACES
- 5 ACCESSIBLE PARKING BAYS
- 17 ELECTRIC CHARGING POINTS
- 11 HGV PARKING BAYS
- 1 MVA POWER SUPPLY
- 50 KN/M<sup>2</sup> FLOOR LOADING
- TARGET EPC 'A'
- TWO STOREY OFFICES

INDICATIVE SPECIFICATION

## ACCOMMODATION

The unit is to be constructed with the following approximate Gross Internal Areas (the 'Target GIA').

UNIT	SQ M	SQ FT
Warehouse	9,291	100,007
Office	464	4,994
Gate House	19	205
Total	9,774	105,206



\*Existing Kitwave unit to show indicative specification





WAKEFIELD HUB  
J30, M62

**CARTER  
TOWLER**

**0113 245 1447**  
[www.cartertowler.co.uk](http://www.cartertowler.co.uk)

**IAN GREENWOOD**

[IanGreenwood@cartertowler.co.uk](mailto:IanGreenwood@cartertowler.co.uk)  
07961 306 299

**JOSH HOLMES**

[JoshHolmes@cartertowler.co.uk](mailto:JoshHolmes@cartertowler.co.uk)  
07984 444 972

**CBRE**

**0113 394 8800**  
[www.cbre.co.uk](http://www.cbre.co.uk)

**MIKE BAUGH**

[Mike.Baugh@cbre.com](mailto:Mike.Baugh@cbre.com)  
07785 284 994

**DANIELLE RAUNJAK**

[Danielle.Raunjak@cbre.com](mailto:Danielle.Raunjak@cbre.com)  
07714 145 984

(1) The particulars are set out as a general outline only, for the guidance of intending purchasers and/or lessees and do not constitute an offer or contract, or part of an offer or contract. (2) All descriptions, dimensions and references to this property's condition and any necessary permission for use and occupation, and any other relevant details, are given in good faith and are believed to be correct. However, any intending purchasers or tenants should not rely on them as statements or representations of fact but satisfy themselves of their correctness by inspection or otherwise. (3) No person in the employment of CBRE, Carter Towler, or any joint agents, has any authority to make or give any representation or warranty whatsoever in relation to the property or properties in this brochure. (4) All prices quoted are exclusive of VAT. (5) CBRE or Carter Towler shall have no liability whatsoever in relation to any documents contained within the brochure or any elements of the brochure which were prepared solely by third parties, and not by CBRE or Carter Towler. The date of this publication is January 2023.