

# VALOR PARK GEMINI



**PRIME GREATER LONDON MULTI-LET  
URBAN LOGISTICS / INDUSTRIAL PARK  
UNITS RANGING FROM 7,054 - 25,154 SQ FT**



CUTTY SARK

TATE & LYLE

CITY AIRPORT

EXCEL LONDON

CANARY WHARF

THE SHARD

BECKTON DLR

THE CITY

GALLIONS REACH SHOPPING PARK

A13

VALOR PARK  
GEMINI BUSINESS PARK

HSS HIRE

BABCOCK

N&C

FEDEX

TASK SYSTEMS

PARCEL FORCE

**1.4 MILES TO A13  
(6 MINS)**  
**11 MILES TO CENTRAL LONDON  
(26 MINS)**





# PRIME INDUSTRIAL UNITS TO LET

## 7,054 - 25,154 SQ FT

Gemini Business Park totals 16 buildings ranging in size from 13,082 sq ft to 113,255 sq ft. The units are modern, developed to an institutional specification, and of steel portal frame construction, with profiled sheet clad elevations under pitched roofs. Below is a table summarising the current availability and outline specification.

UNIT 3 - AVAILABLE	SQ FT	SQ M
Warehouse	17,368	1,613.5
GF Office	4,322	401.5
FF Office	3,464	321.8
Total	21,154	2,336.8

UNIT 12 - REFURBISHED	SQ FT	SQ M
Warehouse	6,252	580.8
FF Office	802	74.5
Total	7,054	655.3

UNIT 13 - REFURBISHED	SQ FT	SQ M
Warehouse	6,332	588.2
FF Office	817	75.9
Total	7,149	664.1

UNIT 19 - AVAILABLE	SQ FT	SQ M
Warehouse	12,909	1,199.3
FF Office	3,464	321.8
Total	16,373	1,521.1

UNIT 29 - AVAILABLE	SQ FT	SQ M
Warehouse	18,664	1,773
Office	4,316	400
Total	22,980	2,135

UNIT 30 - AVAILABLE	SQ FT	SQ M
Warehouse	14,962	1,390
Office	3,595	333
Total	18,557	1,724



AVAILABILITY	
UNIT	TENANT
1	Parcel Force
3	Available
9	Hermes
10	FedEx
11	FedEx
12	Available
13	Available
14	Hermes
15	FedEx
16	FedEx
19	Available
23	HSS Hire
24	Babcock
25	Babcock
26	Let
29	Available
30	Available

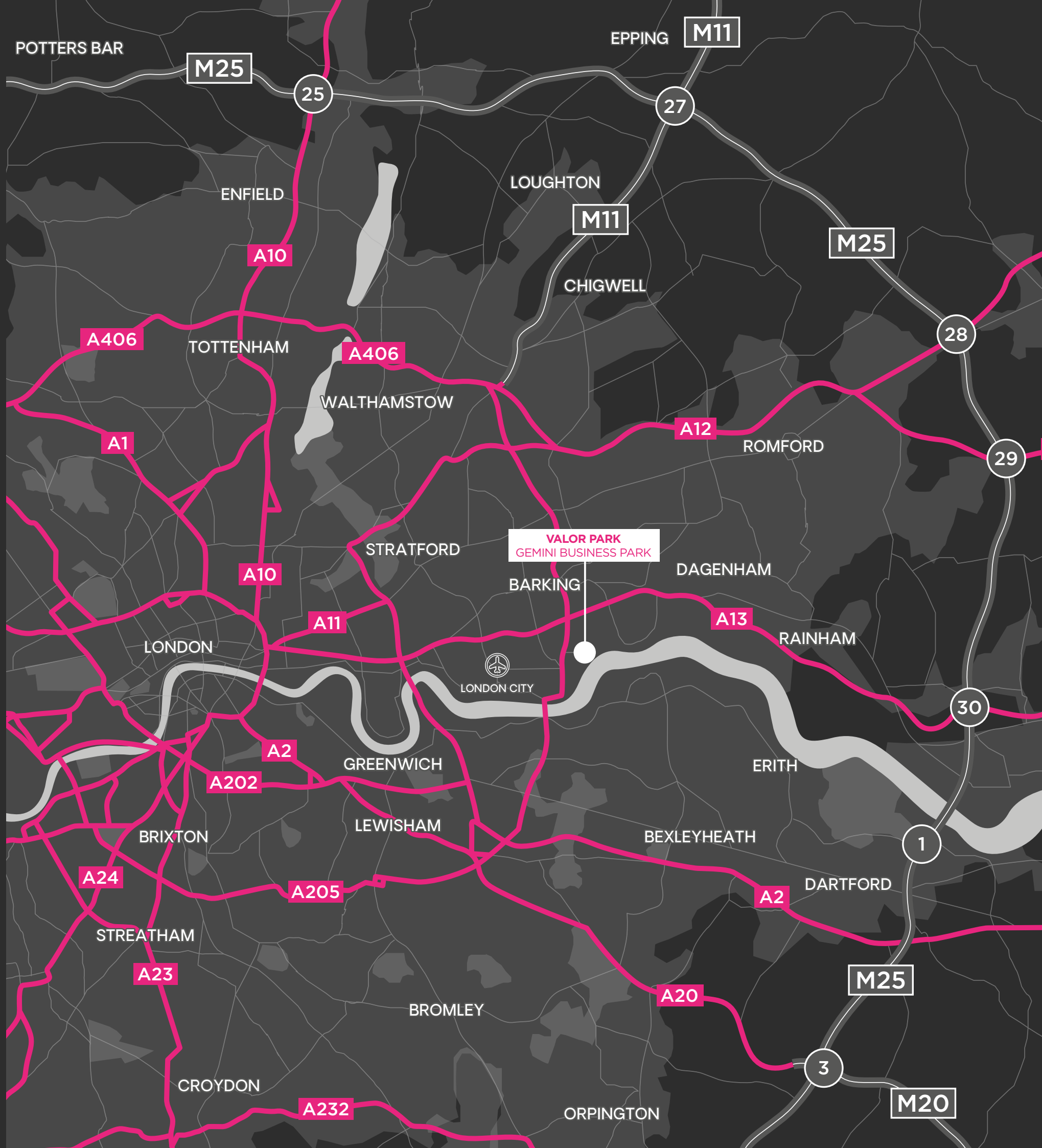
KEY  
 [White Box] OWNED BY VREP  
 [Pink Box] AVAILABLE

- DESIGNATED PARKING TO EACH UNIT
- ELECTRIC CAR CHARGING POINTS
- OFFICE SPACE
- MINIMUM 1 LEVEL ACCESS PER UNIT
- FENCED AND GATED YARDS
- PRIME LAST MILE LOCATION

VALOR PARK GEMINI E6 7FF

# URBAN LOGISTICS HUB

## LOCAL OCCUPIERS




Located in the London Borough of Newham, one of the fastest growing London populations



9% of the local population employed in manufacturing, transport and storage sectors



87.7% NVQ1 Qualified



1.4 miles (6 mins) from the A13/A406 interchange

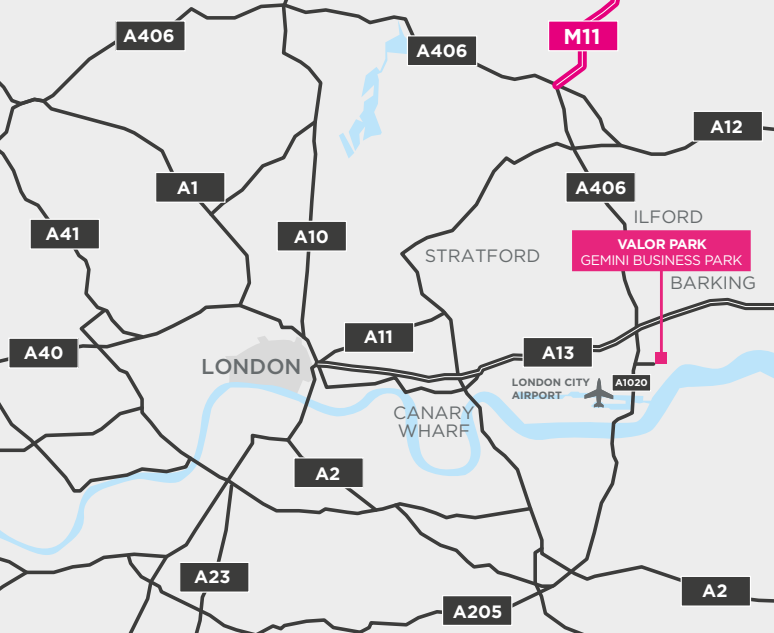


Less than 1 mile from London's DLR



Outside of London's ULEZ zone





# STRATEGICALLY LOCATED WITH EXCELLENT COMMUNICATIONS

## LOCATION

Gemini Business Park is an established industrial/warehouse development at the heart of the Thames Gateway, made up of a collection of 16 units. This popular urban logistics hub is located one mile from the A13/A406 interchange, enabling customers to service East London and the City, while providing fast connectivity to the M25 (J30) and M11 (J4).

## EPC

To be provided upon request.

## RENT

Upon Application.

## COSTS

Each party to bear their own legal costs in this transaction.

## TERMS

The unit is available by way of a new FR&I lease on terms to be agreed.

## CONNECTIVITY

CONNECTIVITY	MILES	MINS
GALLIONS REACH STATION (DLR)	1.0	5 MINS
A13/ A406 INTERCHANGE	1.4	6 MINS
LONDON CITY AIRPORT	3.0	9 MINS
DOCKLANDS / CANARY WHARF	6.1	14 MINS
M11 (J4)	7.0	12 MINS
M25 (J30)	11.0	18 MINS
THE CITY / CENTRAL LONDON	11.0	26 MINS
PORT OF TILBURY	18.8	28 MINS
LONDON GATEWAY	20.0	30 MINS

For further information or to arrange an inspection please contact joint agents:



**Stephen Richmond**  
+44 (0) 7771 900 682  
stephen.richmond@altusgroup.com

**Chris Birch**  
+44 (0) 7976 681 951  
chris.birch@altusgroup.com



**Chris Knight**  
+44 (0) 7872 822 528  
chris.c.knight@cushwake.com

**Patrick Mooney**  
+44 (0) 7920 451 369  
patrick.mooney@cushwake.com



**GERALDEVE**

**Josh Pater**  
+44 (0) 7782 271 355  
jpater@geraldeve.com

**Freddie John**  
+44 (0) 7788 394 341  
fjohn@geraldeve.com

IMPORTANT Notice Particulars: These particulars are not an offer or contract, nor part of one. You should not rely on statements by CUSHMAN & WAKEFIELD, ALTUS GROUP in the particulars or by word of mouth or in writing ("information") as being factually accurate about the property, its condition or its value. Neither CUSHMAN & WAKEFIELD, ALTUS GROUP nor any joint agent has any authority to make any representations about the property, and accordingly any information given is entirely without responsibility on the part of the agents, seller(s) or lessor(s). Photos etc: The photographs show only certain parts of the property as they appeared at the time they were taken. Areas, measurements and distances given are approximate only. Regulations etc: Any reference to alterations to, or use of, any part of the property does not mean that any necessary planning, building regulations or other consent has been obtained. A buyer or lessee must find out by inspection or in other ways that these matters have been properly dealt with and that all information is correct. VAT: The VAT position relating to the property may change without notice.