







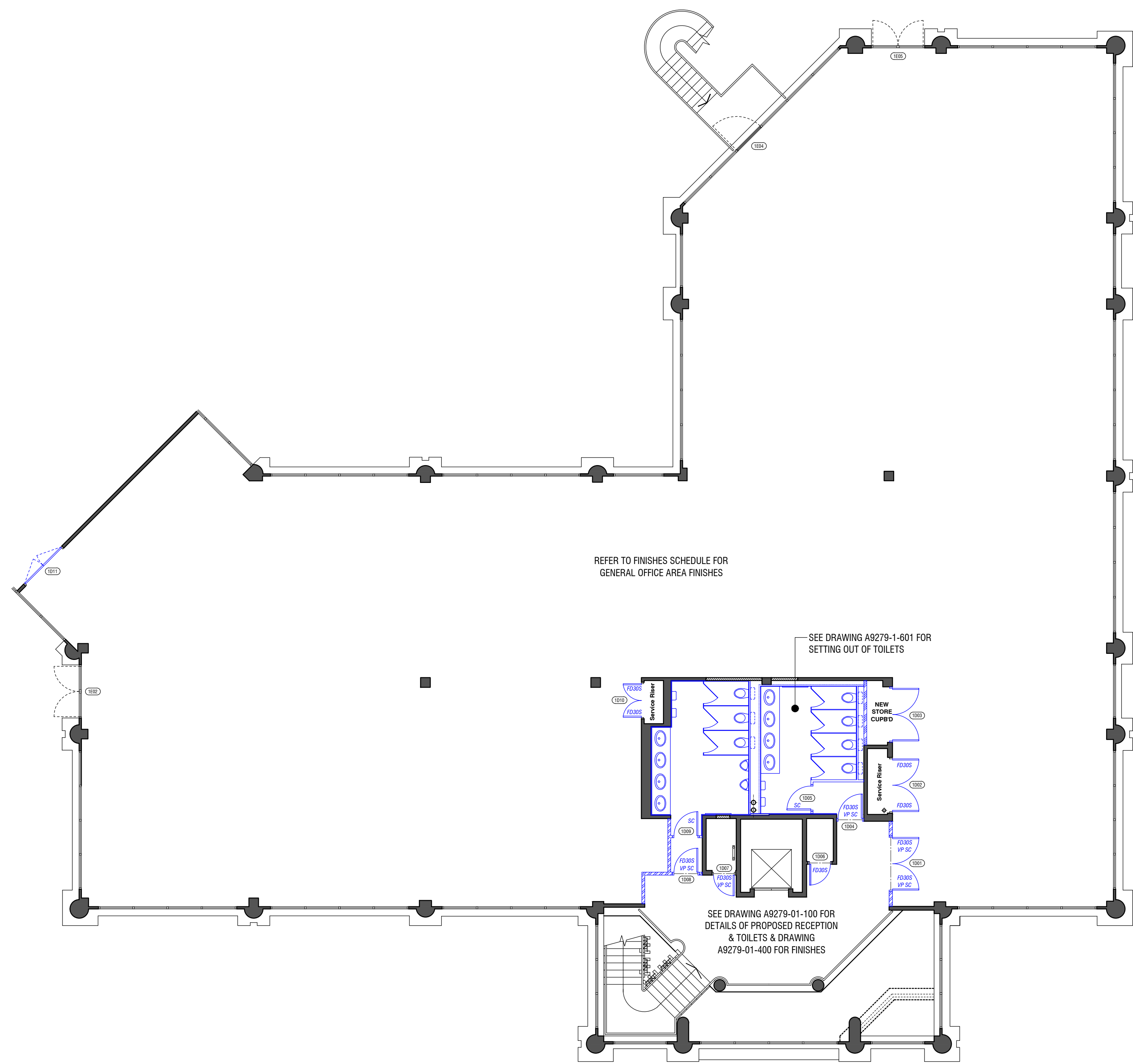


This drawing is protected under Copyright and at no time must any portion of this drawing be reproduced or copied in anyway without the permission of Morgan Lovell.

All dimensions must be checked on site and NOT scaled from this drawing.

**LEGEND**

	NEW STUD PARTITION WITH ROCK WOOL INFILL
	SLAB TO SLAB DOUBLE SKINNED ACOUSTIC PARTITION
	INFILL OPENINGS TO MATCH EXISTING
	1/2 HOUR FIRE RATED DOOR
	VISION PANEL
	SELF CLOSING
	NEW DOOR REFERENCE
	EXISTING DOOR REFERENCE



Rev	Revision	By	Date
E	RECORD DRAWING	SB	18.01.11
D	TOILET CORE LAYOUT REVISED TO SUIT SITE SURVEY AFTER STRIP OUT. EXISTING DOOR 1E01 OMITTED.	SB	29.10.10
C	EXISTING DOOR 1E03 CHANGED TO NEW DOOR 1D11.	SB	28.09.10
B	ISSUED FOR CONSTRUCTION.	SB	22.09.10
A	LADIES TOILET REVISED TO JV COMMENTS	AN	25.04.10

**RECORD DRAWING**

**Morgan Lovell**  
Inspiring office transformation

Ascot House Finchampstead Road Wokingham Berks RG40 2NW  
T: 0118 989 5300 F: 0118 989 5301 E: contact@morganlovell.com  
W: http://www.morganlovell.com

**Client**  
**THREADNEEDLE PROPERTIES**

**Project**  
3, ALBANY PLACE  
HYDE WAY  
WELWYN GARDEN CITY  
AL7 3BG

**Title**  
**FIRST FLOOR PLAN  
GENERAL LAYOUT**

Scale	Date	Designer/Drawn By	Checked By / Date
1:100@A1	10/03/10	SMKB/AN	

Drawing Number			
Project No.	Floor	Drawing No.	Rev
A9279	1	105	E